



**LINCOLN-SMD 1 WASTEWATER AUTHORITY  
MEETING AGENDA**

Regular Meeting of the Board of Directors

Lincoln City Hall, Third Floor Council Chambers  
600 Sixth Street, Lincoln, CA 95648

June 13, 2025 at 10:00 a.m.

The public may also observe and participate in the meeting via Zoom at the following  
videoconferencing link:

[https://us06web.zoom.us/webinar/register/WN\\_L2bYfOdARYiQxL2vDwckAQ](https://us06web.zoom.us/webinar/register/WN_L2bYfOdARYiQxL2vDwckAQ)

---

**Board of Directors**

CITY OF LINCOLN

Holly Andreatta, Chair  
John Reedy

COUNTY OF PLACER

Shanti Landon, Vice-Chair  
Cindy Gustafson

**General Manager and Secretary**

Jim Mulligan

**Legal Counsel**

Wes Miliband

**PRELIMINARY MATTERS**

- A. CALL TO ORDER
- B. PLEDGE OF ALLEGIANCE
- C. ROLL CALL
- D. PUBLIC COMMENT ON NON-AGENDA ITEMS

*Any member of the public wishing to address the Board of Directors regarding items not on the Agenda within the Authority's subject matter jurisdiction should do so at this time. With respect to items on the Agenda, the Board will receive public comments at the time the item is opened for discussions, prior to any vote or other Board action. A three-minute time limit is requested. Please complete a speaker card and submit it to the General Manager at the meeting.*

**ACTION CALENDAR**

- 1. CONSENT ITEMS



*It is recommended by the General Manager that these items, which are expected to be routine in nature and without controversy, be received and acted upon by the Board without discussion. If any Board member or interested party requests that an item be removed from the Consent Calendar for discussion, it will be considered separately. The consent calendar may be approved by a single motion to approve, followed by a second and then a call for vote.*

- 1.1 Approval of Minutes – 04/11/25 Regular Meeting
- 1.2 Approval and Authorization to Execute Annual Agreement between LiSWA and County of Placer for Auditor-Controller Services, In An Amount Up To \$75,000 – Recommended Action is to Authorize the General Manager to execute the agreement once received from County of Placer, subject to the agreement being in substantially the same form as the previous year and subject to legal counsel's approval as to form.
2. GENERAL MANAGER'S REPORT AND UPDATE (Discussion, No Action) – A PowerPoint and verbal report will be provided to include the following:
  - GM Work in Progress
  - April Operations Fund Income Statement
3. OPERATIONS REPORT (Discussion, No Action) – A PowerPoint and verbal report will be provided.
4. STATUS UPDATE AND ANTICIPATED NEXT STEPS – WASTEWATER TREATMENT AND RECLAMATION UNIT (WWTRU) PROCESS AND RELATED POLICY UPDATE (Discussion, Potential Action as determined by the Board) – A written, and verbal report will be provided.
5. CLOSED SESSION MATTERS - CONVENE TO CLOSED SESSION FOR MATTER(S) LISTED ON THE AGENDA
  - Public Employee Evaluation  
(Government Code § 54957(b)(1))  
Title: General Manager, Board Secretary, Authority Engineer
6. RECONVENE OPEN SESSION AND REPORT FROM CLOSED SESSION
7. APPROVAL AND AUTHORIZATION FOR LiSWA BOARD CHAIR TO EXECUTE ANNUAL RENEWAL OF PROFESSIONAL SERVICES AGREEMENT WITH WEST YOST ASSOCIATES FOR FISCAL YEAR 2025-2026 FOR AN AMOUNT UP TO \$837,678.00. (Action Requested – Board Approval) – A verbal report will be provided.
8. FINAL LISWA FISCAL YEAR 2025-2026 BUDGET (Action Requested - Board Approval)
9. LEGAL REPORT – A verbal report from General Counsel pertaining to relevant legislative, case, or related developments that have occurred.
10. DIRECTOR'S COMMENTS

### **ADJOURNMENT**



THE FOLLOWING INFORMATION IS PROVIDED TO ASSIST WITH PUBLIC PARTICIPATION:

**Americans with Disabilities Act (ADA):** In compliance with the ADA, if you need special assistance to participate in this meeting or other services in conjunction with this meeting, please contact the Lincoln City Clerk's Office at (916) 434-2490. The meeting room is wheelchair accessible and disabled parking is available. Notification at least 24 hours prior to the meeting or time when services are needed will assist staff in assuring reasonable arrangements can be made to provide accessibility to the meeting or service.

**Agenda Availability:** The main posting location of the LiSWA Agenda is on the public kiosk outside the entrance of Lincoln City Hall, 600 6th Street, Lincoln, California. Agenda Packets are available for review at the Lincoln City Clerk's Office, 600 6th Street, Lincoln, California.



**LINCOLN-SMD 1 WASTEWATER AUTHORITY  
MEETING AGENDA**

Regular Meeting of the Board of Directors

April 11, 2025 at 10:00 a.m.

---

**Board of Directors**

CITY OF LINCOLN

Holly Andreatta, Chair  
John Reedy

COUNTY OF PLACER

Shanti Landon, Vice-Chair  
Cindy Gustafson

**General Manager and Secretary**

Jim Mulligan

**Legal Counsel**

Wes Miliband

**PRELIMINARY MATTERS**

A. CALL TO ORDER

The meeting was called to order at 10:02 am.

B. PLEDGE OF ALLEGIANCE

The pledge was lead and recited by all.

C. ROLL CALL

Directors Present:

Holly Andreatta, Chair  
Shanti Landon, Vice Chair  
John Reedy, Director  
Cindy Gustafson, Director

Staff present:

Jim Mulligan, General Manager and Board Secretary  
Wes Miliband, Legal Counsel  
Kelye McKinney, Authority Engineer

D. PUBLIC COMMENT ON NON-AGENDA ITEMS

There were no public comments on non-agenda items.



1. CONSENT ITEMS

1.1 Approval of Minutes – 03/21/25 Special Meeting

1.2 Receive LiSWA Independent Auditor's Report and basic Financial Statements for Inception through June 2024

Motion to approve by Director Landon, Second by Director Reedy, Director Gustafson abstained, Approved 3-0

2. GENERAL MANAGER'S REPORT AND UPDATE (Discussion, No Action) – A PowerPoint and verbal report will be provided to include the following:

A PowerPoint and verbal report were provided discussing work in progress and financial report.

- GM Work in Progress

Director Reedy has question about the City of Lincoln's reconciliation of data and LiSWA WWTRU's.

- February Operations Income Statement

Director Reedy has question about the Income Statement.

3. FIRST DRAFT OF LISWA FISCAL YEAR 2025-2026 BUDGET (Discussion, No Action)

A PowerPoint and verbal report were provided discussing FY2526 Draft Budget.

Director Landon has question regarding past fiscal year actuals in comparison to this fiscal year's budget and beyond.

Director Reedy has question about budgeted future expenditures.

Kelye McKinney discussed information in the draft budget and creating a Master Plan for future CIP expenses.

Director Andreatta has question about GM / Authority Engineer workload.

4. OPERATIONS REPORT (Discussion, No Action) – A PowerPoint and verbal report will be provided.

A PowerPoint and verbal report were provided by Gary Hengst, Plant Manager, Jacobs.

Director Reedy has questions and comments regarding operations and improvements.

5. LEGAL REPORT – A verbal report from General Counsel pertaining to relevant legislative, case, or related developments that have occurred.

Wes Miliband gives verbal report discussing case and legislative updates.

6. DIRECTOR'S COMMENTS

No Director's comments.



7. CLOSED SESSION MATTERS - CONVENE TO CLOSED SESSION FOR MATTER(S) LISTED ON THE AGENDA

**ADJOURNMENT**

The meeting was adjourned at 11:12 am.



# GENERAL MANAGER'S REPORT

**LiSWA Regular Board Meeting  
June 13, 2025**





# Agenda

- GM Work in Progress
- July and August Board meetings
- LiSWA April 2025 Operations Income Statement





## General Manager's Report (Cont.)

### **GM Work in Progress**

- FY 2025-2026 Budget Preparation
- WWTRF Improvement Project
  - CEQA Addendum – Completion July/August
  - Filter Alternatives Evaluation
    - TM Received 5/27/25, under review
  - 100% Design Package Review
  - RFP for Revenue Requirements Model/Proforma
    - Proposals Due June 17
    - TAG to review and provide recommendation

### **July 11 and August 8 Board Meetings**

**Lincoln-Sewer Maintenance District 1 Wastewater Authority**  
**Operations Fund Income Statement**  
July 2024 through April 2025

	<u>Jul '24 - Apr 25</u>	<u>Budget</u>	<u>Variance</u>	<u>% of Budget</u>	<u>Notes</u>
<b>Ordinary Income/Expense</b>					
Income					
42005 - Fair Market Value ADJ	\$ 178,508.53				
42010 - Investment Income					
RC0560 - Investment Income	\$ 601,877.02				Interest Apportionment
<b>Total 42010 - Investment Income</b>	<u>\$ 601,877.02</u>				
42030 - Short Term Rents					
RC0600 Short Term Rents	\$ 63,200.00	\$ 69,090.00	\$ (5,890.00)	91.48%	Lease Revenue
<b>Total 42030 - Short Term Rents</b>	<u>\$ 63,200.00</u>	<u>\$ 69,090.00</u>	<u>\$ (5,890.00)</u>	<u>91.48%</u>	
46230 - Sanitation Services					
RC2230 San Services-Operations	\$ 7,545,970.20	\$ 9,052,992.00	\$ (1,507,021.80)	83.35%	Operational Revenues
<b>Total 46230 - Sanitation Services</b>	<u>\$ 7,545,970.20</u>	<u>\$ 9,052,992.00</u>	<u>\$ (1,507,021.80)</u>	<u>83.35%</u>	
46240 - Sanitation Serv Other					
RC2190 - Capital / Debt	\$ 3,563,894.90	\$ 4,275,648.00	\$ (711,753.10)	83.35%	Capital Project Revenues
RC2190 - Sewer Connection Fees	\$ 1,333,042.72				Connection Fees
<b>Total 46240 - Sanitation Serv Other</b>	<u>\$ 4,896,937.62</u>	<u>\$ 4,275,648.00</u>	<u>\$ 621,289.62</u>	<u>114.53%</u>	
46360 - General Reimbursement					
RC2680 - Other	\$ 47,299.41				Reimbursements
<b>Total 46360 - General Reimbursement</b>	<u>\$ 47,299.41</u>				IE Shared Chemical Costs
48030 - Miscellaneous					
RC3010 Other Sales - Reclaimed	\$ 16,045.83	\$ 30,000.00	\$ (13,954.17)	53.49%	Reclaimed Water Revenue
<b>Total 48030 - Miscellaneous</b>	<u>\$ 16,045.83</u>	<u>\$ 30,000.00</u>	<u>\$ (13,954.17)</u>	<u>53.49%</u>	
<b>Total Income</b>	<u>\$ 13,349,838.61</u>	<u>\$ 13,427,730.00</u>	<u>\$ (77,891.39)</u>	<u>99.42%</u>	
<b>Gross Profit</b>	<u>\$ 13,349,838.61</u>	<u>\$ 13,427,730.00</u>	<u>\$ (77,891.39)</u>	<u>99.42%</u>	
Expense					
52020 - Goods					
SC2029 Chemicals	\$ 450,333.45	\$ 500,000.00	\$ (49,666.55)	90.07%	Chemical Expenses

**Lincoln-Sewer Maintenance District 1 Wastewater Authority**  
**Operations Fund Income Statement**  
July 2024 through April 2025

	<u>Jul '24 - Apr 25</u>	<u>Budget</u>	<u>Variance</u>	<u>% of Budget</u>	<u>Notes</u>
<b>Total 52020 - Goods</b>	\$ 450,333.45	\$ 500,000.00	\$ (49,666.55)	90.07%	
<b>52040 - Communication Services</b>					
SC2085 - Telephone	\$ 3,344.00	\$ 2,000.00	\$ 1,344.00	167.2%	Communication Expense
<b>Total 52040 - Communication Services</b>	\$ 3,344.00	\$ 2,000.00	\$ 1,344.00	167.2%	
<b>52080 - Insurance Services</b>					
SC2140 - Insurance Services	\$ 224,813.07	\$ 250,000.00	\$ (25,186.93)	89.93%	Insurance Expense
<b>Total 52080 - Insurance Services</b>	\$ 224,813.07	\$ 250,000.00	\$ (25,186.93)	89.93%	
<b>52160 - Maintenance - Service</b>					
SC2270 - Equip Main WWTRF	\$ 303,119.54	\$ 626,000.00	\$ (322,880.46)	48.42%	Maintenance Expense
SC2270 - Equipment Maintenance	\$ 39,827.61	\$ 64,068.00	\$ (24,240.39)	62.17%	
<b>Total 52160 - Maintenance - Service</b>	\$ 342,947.15	\$ 690,068.00	\$ (347,120.85)	49.7%	
<b>52240 - Member, Reg, Warr</b>					
SC2550 - Prof Membership		\$ 1,000.00	\$ (1,000.00)		Memberships
<b>Total 52240 - Member, Reg, Warr</b>		\$ 1,000.00	\$ (1,000.00)		
<b>52360 - Prof/Special Services</b>					
SC2810 - Financial	\$ 19,930.00	\$ 110,000.00	\$ (90,070.00)	18.12%	Prior FY Audit
SC2940 - Consulting	\$ 429,272.97	\$ 759,480.00	\$ (330,207.03)	56.52%	Consulting Services
SC2940 - Consulting WWTRF	\$ 7,530.00	\$ 15,000.00	\$ (7,470.00)	50.2%	Reclassified to CIP
SC2950 - Engineering WWTRF		\$ 2,400,000.00	\$ (2,400,000.00)		
<b>Total 52360 - Prof/Special Services</b>	\$ 456,732.97	\$ 3,284,480.00	\$ (2,827,747.03)	13.91%	
<b>52370 - Prof/Special Services</b>					
SC3130 - Legal	\$ 51,392.00	\$ 100,000.00	\$ (48,608.00)	51.39%	Legal Services
SC3130 - Legal WWTRF	\$ 14,016.00				
<b>Total 52370 - Prof/Special Services</b>	\$ 65,408.00	\$ 100,000.00	\$ (34,592.00)	65.41%	
<b>52380 - Prof/Special Services</b>					
SC3310 - Water & Sewage	\$ 2,062,857.34	\$ 3,365,033.00	\$ (1,302,175.66)	61.3%	Operational Services
SC3320 - Environ, Ecological	\$ 1,918.00				Permit

**Lincoln-Sewer Maintenance District 1 Wastewater Authority**  
**Operations Fund Income Statement**  
July 2024 through April 2025

	<u>Jul '24 - Apr 25</u>	<u>Budget</u>	<u>Variance</u>	<u>% of Budget</u>	<u>Notes</u>
<b>Total 52380 - Prof/Special Services</b>	\$ 2,064,775.34	\$ 3,365,033.00	\$ (1,300,257.66)	61.36%	
<b>52390 - Prof/Special Services</b>					
SC4705 - Internal Services	\$ 50,000.00				Auditor-Controller MOU FY24/25
<b>Total 52390 - Prof/Special Services</b>	\$ 50,000.00				
<b>52400 - Information Technology</b>					
SC3360 - IT Services	\$ 102,903.32	\$ 100,000.00	\$ 2,903.32	102.9%	IT Services
<b>Total 52400 - Information Technology</b>	\$ 102,903.32	\$ 100,000.00	\$ 2,903.32	102.9%	
<b>52450 - Prof/Special Services</b>					
SC3480 - Short Term Rental	\$ 51,505.89	\$ 64,000.00	\$ (12,494.11)	80.48%	Lease Payment
<b>Total 52450 - Prof/Special Services</b>	\$ 51,505.89	\$ 64,000.00	\$ (12,494.11)	80.48%	
<b>52510 - Commissioner's Fees</b>		\$ 9,600.00	\$ (9,600.00)		Commissioner's Fees
<b>52570 - Advertising</b>		\$ 7,500.00	\$ (7,500.00)		Advertising
<b>52800 - Utilities</b>					
SC4340 - Utilities	\$ 1,304,949.44	\$ 1,882,000.00	\$ (577,050.56)	69.34%	Utilities
<b>Total 52800 - Utilities</b>	\$ 1,304,949.44	\$ 1,882,000.00	\$ (577,050.56)	69.34%	
<b>52810 - Goods</b>					
SC4456 - Sewage Treatment	\$ 687,213.72	\$ 916,285.00	\$ (229,071.28)	75.0%	Sewage Treatment
<b>Total 52810 - Goods</b>	\$ 687,213.72	\$ 916,285.00	\$ (229,071.28)	75.0%	
<b>53190 - Taxes and Assessments</b>					
SC4870 - Taxes and Assessments	\$ 59,870.60	\$ 90,000.00	\$ (30,129.40)	66.52%	Taxes
<b>Total 53190 - Taxes and Assessments</b>	\$ 59,870.60	\$ 90,000.00	\$ (30,129.40)	66.52%	
<b>53390 - Cost Plan Allocation</b>	\$ 183.00				Q1-Q2 County Expense Allocation
<b>59000 - Debt Payments</b>		\$ 2,705,200.00	\$ (2,705,200.00)		
<b>Total Expense</b>	\$ 5,864,979.95	\$ 13,967,166.00	\$ (8,102,186.05)	41.99%	
<b>Net Ordinary Income</b>	\$ 7,484,858.66	\$ (539,436.00)	\$ 8,024,294.66	-1,387.53%	

Lincoln-Sewer Maintenance District 1 Wastewater Authority  
Operations Fund Income Statement  
July 2024 through April 2025

	<u>Jul '24 - Apr 25</u>	<u>Budget</u>	<u>Variance</u>	<u>% of Budget</u>	<u>Notes</u>
Depreciation Expenses	\$ 5,398,633.90				Capital Asset Depreciation
Total Other Expense	\$ 5,398,633.90		\$ 5,398,633.90	100.0%	
Net Other Income	\$ (5,398,633.90)		\$ (5,398,633.90)	100.0%	
Net Income	<u>\$ 2,086,224.76</u>	<u>\$ (539,436.00)</u>	<u>\$ 2,625,660.76</u>	<u>-386.74%</u>	
Footnotes	This Income Statement includes June 2024 County Audit Adjustments				
	043025 ADJ JE to reclass Sale Tax				
	043025 ADJ JE to reclass expenses to CIP				
	043025 ADJ JE to reclass Depreciation Expenses				

## May 2025 LWWTRF Operations Report

6-13-25

### Highlights

-155.600 Million Gallons (MG) of influent, 42.222 MG of effluent was sent to reclamation and 34.779 MG of effluent was sent to Auburn Ravine this month.

-Oxidation Ditch #2 repairs were completed and brought back online May 14<sup>th</sup> while Ditch #3 was taken offline.

-Oxidation Ditch #2A Recycle pump failed about a day after it was brought back online. A spare pump was put together with older parts. New pumps for both ditch #1 and #2 are on order to replace these original pumps with new more reliable Wilo pumps.

### Compliance

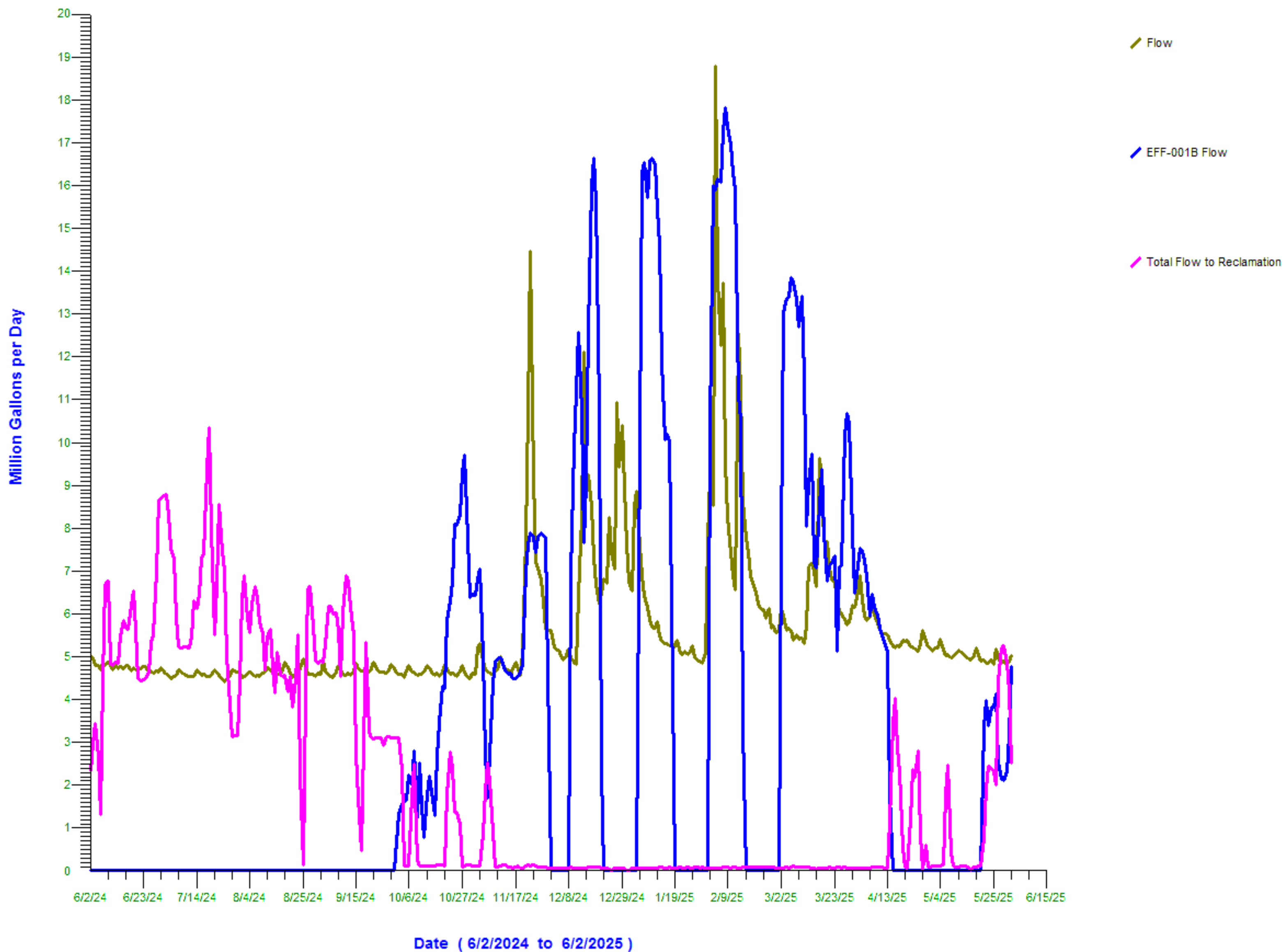
-The May 14<sup>th</sup> Effluent Nitrate sample was analyzed outside of the required hold time. SGS lab is training additional staff to prevent this in the future. No Regional Board fines are expected.

#### Major Equipment Out of Service

Equipment	Failure Date	Redundancy	Problem	Solution	Estimated Repair Cost	Estimated Return to Service Date
Filter Feed Pump #2	3-25-24	1 of 4	Motor windings are broken down. Failed in wet weather.	Spare pump is on order.	\$170,437	TBD
WAS 14" discharge and isolation valves at SHT	11-23-24	N/A	Valves broke when opening to put SHT back in service	Replace original valves. LiSWA to purchase.	\$16,000	TBD
SHT Blower 1C	2-28-25	1 of 3 plus 2 surface aerators	Blower is worn out	Replace blower, need new air requirements.	TBD	TBD
Oxidation Ditch #3 Blower 3C	5-19-25	1 of 3	Blower oil seals blew out, probably damaged beyond repair.	Wait for replacement in Improvement Project	TBD	TBD

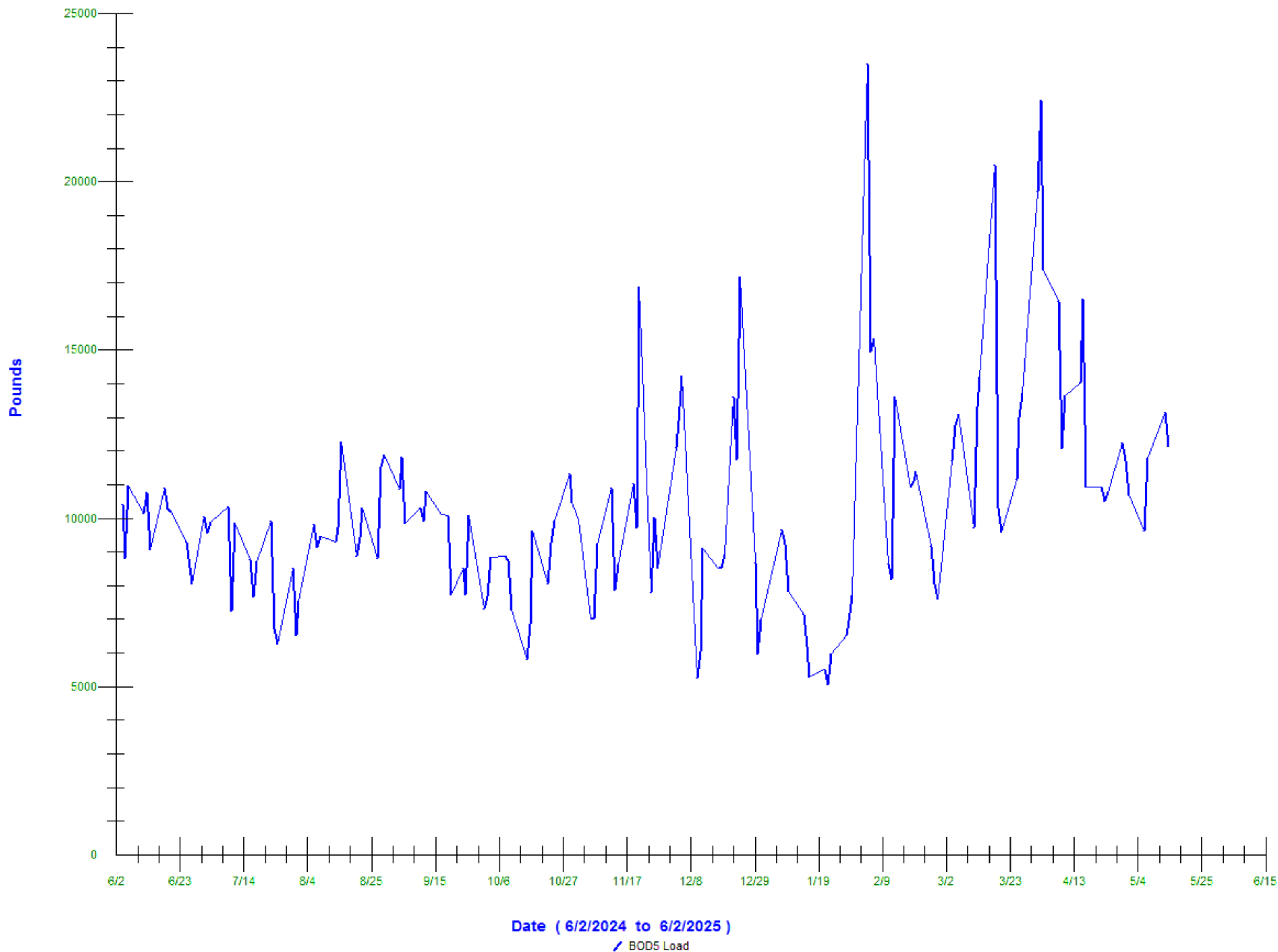
	Average Influent INF-001				
	1053	1037	1041	1045	1049
<b>2025</b>	<b>Flow</b>	<b>BOD5</b>	<b>BOD5 Load</b>	<b>TSS</b>	<b>TSS Load</b>
<b>Month</b>	<b>MGD</b>	<b>mg/L</b>	<b>Lbs</b>	<b>mg/L</b>	<b>Lbs</b>
January	5.768	154	6924	242	10732
February	8.493	164	11869	208	13912
March	6.39	240	12757	266	14339
April	5.583	300	14239	289	13517
May	5.019	277	11520	278	11564

# Total Treatment Plant Flow

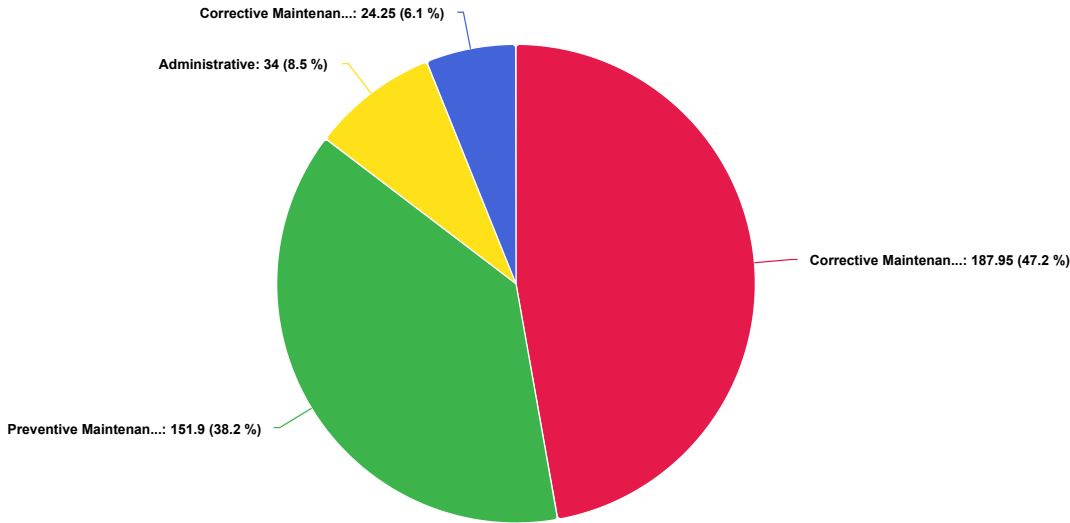




# WWTRF Influent BOD Pounds/Day



Work Order Actual Hours by WO Type



Report Criteria

- Complete Date is between '5/1/2025' AND '5/31/2025'
- Repair Center is Lincoln Surface Water Project
- Failed Work Order? No

Work Order Type	Work Order #	Asset ID	Asset Name	Reason	Labor Report	Actual Hours	Cost Labor Actual	Cost Part Actual	Cost Contractor Actual
AD									
AD	LSW-3543915	LSW-Facility	Lincoln Facility	WEEKLY SAFETY MEETING DOCUMENTATION	ATC	8	\$ 450.89	\$ 0.00	\$ 0.00
AD	LSW-3546597	LSW-Facility	Lincoln Facility	WEEKLY SAFETY MEETING DOCUMENTATION	ATC	9	\$ 515.43	\$ 0.00	\$ 0.00
AD	LSW-3551548	LSW-Facility	Lincoln Facility	WEEKLY SAFETY MEETING DOCUMENTATION	ATC	9	\$ 508.16	\$ 0.00	\$ 0.00
AD	LSW-3554163	LSW-Facility	Lincoln Facility	WEEKLY SAFETY MEETING DOCUMENTATION	ATC	8	\$ 458.16	\$ 0.00	\$ 0.00
AD - 4 Total:						34	\$1,932.64	\$0.00	\$0.00
CM-E									
CM-E	LSW-3543367	LSW-VEHICLES-FORKLIFT-26	Caterpillar Forklift Model GP 30k, Type LP	Caterpillar Forklift Model GP 30k, Type LP (LSW-VEHICLES-FORKLIFT-26)	ATC	0.25	\$ 24.00	\$ 0.00	\$ 0.00
CM-E	LSW-3553014	LSW-PUMP-SUB-117	Landia Recycle Pump Serial Number 28682	Horn doesn't work Landia Recycle Pump Serial Number 28682 (LSW-PUMP-SUB-117)  Mixer stuck at about 26% speed. Inspect and repair as needed.	ATC New serial motor # in tasks-JW  Pump pulling 4.8 amps @ 100%	24	\$ 2,033.72	\$ 0.00	\$ 0.00
CM-E - 2 Total:						24.25	\$2,057.72	\$0.00	\$0.00
CM-NE									
CM-NE	LSW-3513527	LSW-VEHICLES-TRUCK-MDM-39	2005 Autocar/Heil Garbage Truck (converted to a yard tractor) #729	The Ram on the yard goat is leaking. When you raise the 5th wheel it doesn't go back down	ATC	1	\$ 95.98	\$ 0.00	\$ 0.00
CM-NE	LSW-3524298	LSW-LSW-STRUCT-BUILDINGS-8-7	Admin Building Area CCTV Cameras	Replace Faulty Storage Drive in Camera System NVR	Replaced Drive as Needed	2	\$ 114.54	\$ 0.00	\$ 0.00
CM-NE	LSW-3529654	LSW-Facility-07	Effluent Area	Effluent Area  Sludge Gate Power: Add power from the nearby light post to the new sludge gate opener.	ATC	52	\$ 3,732.36	\$ 1,401.00	\$ 0.00
CM-NE	LSW-3532851	LSW-Facility-01-VLV	Solids Handling Area Valves (Grouped)	sludge gate 2-a in the truck bay would not close completely	ATC	9.5	\$ 894.51	\$ 1,910.00	\$ 0.00
CM-NE	LSW-3538589	LSW-ELEC-PANEL-CONTROL-2231	Recapture Sump 1 Control Panel PNL-96510A	Create and install Main Power Fail Alarm to PLC and SCADA at Recapture Area Sump #3	Duplicate Work Order	5	\$ 286.35	\$ 0.00	\$ 0.00
CM-NE	LSW-3538590	LSW-ELEC-PANEL-CONTROL-2232	Recapture Sump 3 Radio Panel PNL-96510A	Create and install Main Power Fail Alarm to PLC and SCADA at Recapture Area Sump #3	Completed All Tasks as required	9	\$ 515.43	\$ 0.00	\$ 0.00
CM-NE	LSW-3538591	LSW-STRUCT-VAULT-269	DAF Splitter Box	Leak Found coming from TSB to DAF splitter box chemical Boxes	ATC- Attached is BRCO paperwork- LISWA paid for this service	28	\$ 2,416.47	\$ 256.00	\$ 0.00
CM-NE	LSW-3538617	LSW-INST-ANALYZER-257	Oxidation Ditch 1 Effluent D.O. SC 200 Controller S/N 1604C0140699	Oxidation Ditch 1 Effluent D.O. SC 200 Controller S/N 1604C0140699 (LSW-INST-ANALYZER-257)	All Tasks Completed as required	1	\$ 57.27	\$ 0.00	\$ 0.00
CM-NE	LSW-3538618	LSW-INST-ANALYZER-258	Oxidation Ditch 1 Influent D.O. SC 200 Controller S/N	Calibrate temperature in SCADA Oxidation Ditch 1 Influent D.O. SC 200 Controller S/N 1604C140703 (LSW-INST-	All Tasks Completed as required	1	\$ 57.27	\$ 0.00	\$ 0.00

Work Order Type	Work Order #	Asset ID	Asset Name	Reason	Labor Report	Actual Hours	Cost Labor Actual	Cost Part Actual	Cost Contractor Actual
			1604C0140703	ANALYZER-258)					
CM-NE	LSW-3538619	LSW-INST-ANALYZER-259	Oxidation Ditch 2 Effluent D.O. SC 200 Controller S/N 1607C0143367	Calibrate temperature in SCADA Oxidation Ditch 2 Effluent D.O. SC 200 Controller S/N 1607C0143367 (LSW-INST-ANALYZER-259)	All Tasks Completed as required	0.7	\$ 40.09	\$ 0.00	\$ 0.00
CM-NE	LSW-3538620	INST-ANALYZER-260	Oxidation Ditch 2 Influent D.O. SC 200 Controller S/N 1604C0140708	Calibrate temperature in SCADA Oxidation Ditch 2 Influent D.O. SC 200 Controller S/N 1604C0140708 (INST-ANALYZER-260)	All Tasks Completed as required	0.5	\$ 28.64	\$ 0.00	\$ 0.00
CM-NE	LSW-3538621	LSW-INST-ANALYZER-261	Oxidation Ditch 3 Effluent D.O. SC 200 Controller S/N 1706C0147918	Calibrate temperature in SCADA Oxidation Ditch 3 Effluent D.O. SC 200 Controller S/N 1706C0147918 (LSW-INST-ANALYZER-261)	All Tasks Completed as required	0.5	\$ 28.64	\$ 0.00	\$ 0.00
CM-NE	LSW-3538622	LSW-INST-ANALYZER-262	Oxidation Ditch 3 Influent D.O. SC 200 Controller S/N 1707C0148995	Calibrate temperature in SCADA Oxidation Ditch 3 Influent D.O. SC 200 Controller S/N 1707C0148995 (LSW-INST-ANALYZER-262)	All Tasks Completed as required	1	\$ 57.27	\$ 0.00	\$ 0.00
CM-NE	LSW-3543366	LSW-TOOL-HOIST-EL-105	UV Area Overhead Crane and Rail System West Electric Hoist	Calibrate temperature in SCADA West side crane in UV safety latch broken	ATC- New hook fully operational	2	\$ 191.96	\$ 210.00	\$ 0.00
CM-NE	LSW-3545144	LSW-VLV-GT-XXL-13	ESB Electrohydraulic Valve EHS-92000	ESB Electrohydraulic Valve EHS-92000 (LSW-VLV-GT-XXL-13)	ATC	0.5	\$ 48.00	\$ 0.00	\$ 0.00
CM-NE	LSW-3545848	LSW-LSW-08	Reclamation Water Force Main	Exterior Hydraulic line on ESB Hydraulic unit is leaking fluid from the line fitting to the ground. USA for E Catlett rd. Property owner putting in a new fence and gate	ATC	0.5	\$ 28.64	\$ 0.00	\$ 0.00
CM-NE	LSW-3545855	LSW-PIPING-6468	Lincoln Gravity Sewer Line	USA At Oak Tree LN off HWY 193. Mark with green paint	ATC	1	\$ 57.27	\$ 0.00	\$ 0.00
CM-NE	LSW-3547949	LSW	Lincoln Project (LSW)	SHT Blower #2 Filter needs attention. indicator is at 25 iwc.	ATC	0.5	\$ 47.99	\$ 40.00	\$ 0.00
CM-NE	LSW-3548177	LSW-INST-CAMERA-VIDEO-27	Lincoln Outfall R-1 CCTV Camera	Repair Communications to Outfall Site. Cannot see video or PLC reliably.	aLL TASKS COMPLETED AS REQUIRED	8	\$ 458.16	\$ 0.00	\$ 0.00
CM-NE	LSW-3548181	LSW-STRUCT-MANHOLE-8492	Lincoln Gravity Sewer Line Manholes	USA for New construction behind plant. Ticket number 2025051200903 Locate and mark Sewer line.	ATC	1	\$ 57.27	\$ 0.00	\$ 0.00
CM-NE	LSW-3548182	LSW-STRUCT-MANHOLE-8492	Lincoln Gravity Sewer Line Manholes	USA Locate and mark for new construction behind the plant. ticket number 2025051201049	ATC	1	\$ 57.27	\$ 0.00	\$ 0.00
CM-NE	LSW-3548183	LSW-STRUCT-MANHOLE-8492	Lincoln Gravity Sewer Line Manholes	USA Locate and mark pipeline at 2721 Moore Rd. New construction behind plant.	ATC	1	\$ 57.27	\$ 0.00	\$ 0.00
CM-NE	LSW-3548187	LSW-Facility-05-2	Blowers for Oxidation Ditch 1 and 2	OX Ditch 2 Main distribution air line for the blowers has air leak at the Cupler	ATC	0.25	\$ 24.00	\$ 0.00	\$ 0.00
CM-NE	LSW-3548196	LSW-STRUCT-MANHOLE-8492	Lincoln Gravity Sewer Line Manholes	USA Locate and mark LiSWA Sewer line. Location is over by Oak Tree LN and HWY 193	ATC	1	\$ 57.27	\$ 0.00	\$ 0.00
CM-NE	LSW-3548383	LSW-STRUCT-MANHOLE-8492	Lincoln Gravity Sewer Line Manholes	USA Locate and mark dig site on HWY 103 Ticket number 2024092502360	ATC	1	\$ 57.27	\$ 0.00	\$ 0.00
CM-NE	LSW-3548384	LSW-STRUCT-MANHOLE-8492	Lincoln Gravity Sewer Line Manholes	USA Locate and mark pipeline. corner of Lincoln BLVD and Ferrari ranch rd. Ticket number 2023121102346	ATC	1	\$ 57.27	\$ 0.00	\$ 0.00
CM-NE	LSW-3548385	LSW-STRUCT-MANHOLE-8492	Lincoln Gravity Sewer Line Manholes	USA Locate and mark. Across the street from Oak Tree Ln in the new development. Ticket number 2025010300851	ATC	1	\$ 57.27	\$ 0.00	\$ 0.00
CM-NE	LSW-3548386	LSW-TANK-BASIN-1616-VLV	Oxidation Ditch 3 Area (Grouped)	Convert DO Control Scheme to one like in Ditch 1 and Ditch 2	All Tasks Completed as Required Same Same	6	\$ 343.62	\$ 0.00	\$ 0.00
CM-NE	LSW-3548644	LSW-PUMP-TRASH-23	Basin Drain Pump PMP-21411	Basin Drain Pump PMP-21411- Drive belts smelling (Cover Hot to touch)	ATC- Modified cover to vent heat	1.5	\$ 124.62	\$ 0.00	\$ 0.00
CM-NE	LSW-3548648	LSW-PUMP-VT-254	Maturation Pond Pump 3 PMP-31113	MP pump 3 drain plugged	ATC	0.75	\$ 71.99	\$ 0.00	\$ 0.00
CM-NE	LSW-3551060	LSW-TANK-BASIN-21131	Oxidation Ditch 1 Recycle Pump 1A PMP-21131 Position	Oxidation Ditch 1 Recycle Pump 1A PMP-21131 Position  Recycle Pump 1A continues to trip out, Please inspect.	ATC- Moisture relay locked pump out	1	\$ 83.54	\$ 0.00	\$ 0.00
CM-NE	LSW-3551064	LSW-STRUCT-MANHOLE-8492	Lincoln Gravity Sewer Line Manholes	USA Locate and mark Ferrari ranch rd. Ticket number 2025032403124	ATC	1	\$ 57.27	\$ 0.00	\$ 0.00
CM-NE	LSW-3551065	LSW-STRUCT-MANHOLE-8492	Lincoln Gravity Sewer Line Manholes	USA Locate and mark Median of Ferrari ranch road doing landscape. Ticket number 2025032403092	ATC	1	\$ 57.27	\$ 0.00	\$ 0.00
CM-NE	LSW-3551066	LSW-STRUCT-MANHOLE-8492	Lincoln Gravity Sewer Line Manholes	USA Locate and mark new construction site behind WWTRF. Ferrari ranch rd. Ticket number 2024092603033	ATC	1	\$ 57.27	\$ 0.00	\$ 0.00
CM-NE	LSW-3552627	LSW-STRUCT-MANHOLE-8492	Lincoln Gravity Sewer Line Manholes	USA Locate and mark Location behind wastewater plant in the new construction. Location is just south of Ferrari Ranch Road. Ticket number 2025051602084	ATC	1	\$ 57.27	\$ 0.00	\$ 0.00
CM-NE	LSW-3552637	LSW-Facility-04-4	Secondary Clarifier Dewatering Pump Station	Install dewatering pump in the clarifier drain pump station.	ATC	6	\$ 575.88	\$ 0.00	\$ 0.00
CM-NE	LSW-3552646	LSW-STRUCT-MANHOLE-8492	Lincoln Gravity Sewer Line Manholes	USA Locate and mark Ferrari Ranch Road just after the bridge outside of the new construction behind plant. Ticket #2024070202161	ATC	1	\$ 57.27	\$ 0.00	\$ 0.00
CM-NE	LSW-3552785	LSW-STRUCT-VAULT-262	Oxidation Ditch 3 Drain Pump Station	Dewatering pump lost it's belts. Ox Ditch #3	ATC New belts are on and pump is deragged	4	\$ 383.92	\$ 210.00	\$ 0.00
CM-NE	LSW-3552812	LSW-STRUCT-BLDGS-CONCRETE-BRICK-	Truck Loading Bay	yard goat won't start	ATC	2	\$ 191.96	\$ 0.00	\$ 0.00

Work Order Type	Work Order #	Asset ID	Asset Name	Reason	Labor Report	Actual Hours	Cost Labor Actual	Cost Part Actual	Cost Contractor Actual	
CM-NE	LSW-3552996	LSW-STRUCT-MANHOLE-8492	Lincoln Gravity Sewer Line Manholes	USA Locate and mark alongside of HWY 193 and Oak Tree LN. Ticket number 2024080602477	ATC	0.5	\$ 28.64	\$ 0.00	\$ 0.00	
CM-NE	LSW-3552998	LSW-STRUCT-MANHOLE-8492	Lincoln Gravity Sewer Line Manholes	USA Locate and mark Located at HWY 193 and Oak Tree LN. Ticket number 2024080602397	ATC ATC	0.25	\$ 14.32	\$ 0.00	\$ 0.00	
CM-NE	LSW-3553141	LSW-STRUCT-MANHOLE-8492	Lincoln Gravity Sewer Line Manholes	USA Locate and mark pipeline location at the construction site corner of Ferrari Ranch RD and HWY 193. Ticket # 2022122001557	ATC	0.5	\$ 28.64	\$ 0.00	\$ 0.00	
CM-NE	LSW-3553142	LSW-STRUCT-MANHOLE-8492	Lincoln Gravity Sewer Line Manholes	USA Locate and mark pipeline. Located on HWY193 just pass Oak Tree Ln. Ticket #2024080602245	ATC	0.5	\$ 28.64	\$ 0.00	\$ 0.00	
CM-NE	LSW-3553143	LSW-STRUCT-MANHOLE-8492	Lincoln Gravity Sewer Line Manholes	USA Locate and mark pipeline. Located at HWY193 and Oak Tree LN. Ticket #2024043002151	ATC	0.5	\$ 28.64	\$ 0.00	\$ 0.00	
CM-NE	LSW-3553144	LSW	Lincoln Project (LSW)	Influent Pump #1 B tripped out on high amps. I think something might have clogged the impeller.	ATC	3	\$ 287.94	\$ 0.00	\$ 0.00	
CM-NE	LSW-3553146	LSW-STRUCT-MANHOLE-8492	Lincoln Gravity Sewer Line Manholes	USA Locate and mark pipeline. New construction behind plant. Ticket #2024031202778	ATC	0.5	\$ 28.64	\$ 0.00	\$ 0.00	
CM-NE	LSW-3553569	LSW-STRUCT-MANHOLE-8492	Lincoln Gravity Sewer Line Manholes	USA Locate and mark pipeline. Located on Ferrari Ranch rd. just over the bridge outside of the new construction. Ticket #2025010300031	ATC	0.5	\$ 28.64	\$ 0.00	\$ 0.00	
CM-NE	LSW-3553571	LSW-INST-SCADA-309	Admin Building SCADA System	Correct Trend Colors so that they are not too dark or too thin to see	All tasks completed as required	5	\$ 286.35	\$ 0.00	\$ 0.00	
CM-NE	LSW-3553572	LSW-STRUCT-MANHOLE-8492	Lincoln Gravity Sewer Line Manholes	USA Locate and mark pipeline. Located behind plant at new construction site. Lots 37, 38, and 39. Ticket #2025052300512	ATC	1	\$ 57.27	\$ 0.00	\$ 0.00	
CM-NE	LSW-3553573	LSW-STRUCT-MANHOLE-8492	Lincoln Gravity Sewer Line Manholes	USA Locate and mark pipeline. New construction behind plant. Ticket #2025052300733	ATC	1	\$ 57.27	\$ 0.00	\$ 0.00	
CM-NE	LSW-3553574	LSW-STRUCT-MANHOLE-8492	Lincoln Gravity Sewer Line Manholes	USA Locate and mark pipeline. Located at new construction behind plant. Ferrari Ranch Rd. Ticket #2025040201455	ATC	1	\$ 57.27	\$ 0.00	\$ 0.00	
CM-NE	LSW-3553575	LSW-STRUCT-MANHOLE-8492	Lincoln Gravity Sewer Line Manholes	USA Locate and mark pipeline. Located at 1630 HWY193. Pole replacement. Ticket #2025052202724	ATC	0.5	\$ 28.64	\$ 0.00	\$ 0.00	
CM-NE	LSW-3556355	LSW-STRUCT-MANHOLE-8492	Lincoln Gravity Sewer Line Manholes	USA Locate and mark. Located behind plant at new construction. Ticket #2024101701945	ATC	0.5	\$ 28.64	\$ 0.00	\$ 0.00	
CM-NE	LSW-3556356	LSW-STRUCT-MANHOLE-8492	Lincoln Gravity Sewer Line Manholes	USA Locate and mark. Located at Ferrari Ranch Road x Western Blvd. Ticket #2025040300826	ATC	0.5	\$ 28.64	\$ 0.00	\$ 0.00	
CM-NE	LSW-3556357	LSW-STRUCT-MANHOLE-8492	Lincoln Gravity Sewer Line Manholes	USA Locate and mark. Located off HWY 193 just before Turkey Creek estates. Ticket #2025052700651	ATC ATC	1	\$ 57.27	\$ 0.00	\$ 0.00	
CM-NE	LSW-3556360	LSW-STRUCT-MANHOLE-8492	Lincoln Gravity Sewer Line Manholes	USA Locate and Mark. Located off Ferrari Ranch rd. Ticket #2025021201773	ATC	0.5	\$ 28.64	\$ 0.00	\$ 0.00	
CM-NE	LSW-3556361	LSW-STRUCT-MANHOLE-8492	Lincoln Gravity Sewer Line Manholes	USA Locate and Mark. Located at HWY 193 and Oak Tree Ln. Ticket #2024102901912	ATC	0.5	\$ 28.64	\$ 0.00	\$ 0.00	
CM-NE	LSW-3556362	LSW-STRUCT-MANHOLE-8492	Lincoln Gravity Sewer Line Manholes	USA Locate and Mark. Located off HWY 193 and Ferrari Ranch Rd. Ticket #2024102901952	ATC	0.5	\$ 28.64	\$ 0.00	\$ 0.00	
CM-NE	LSW-3556363	LSW-STRUCT-MANHOLE-8492	Lincoln Gravity Sewer Line Manholes	USA Locate and Mark. Located off HWY 193 just pass Oak Tree Ln. Ticket #2024102901984	ATC	1	\$ 57.27	\$ 0.00	\$ 0.00	
CM-NE	LSW-3556365	LSW-STRUCT-MANHOLE-8492	Lincoln Gravity Sewer Line Manholes	USA Locate and Mark. Located off HWY 193. Ticket #2024102901928	ATC	0.5	\$ 28.64	\$ 0.00	\$ 0.00	
CM-NE	LSW-3556507	LSW-STRUCT-GATE-36	Main Gate	Main Gate (LSW-STRUCT-GATE-36)	ATC	4	\$ 383.92	\$ 0.00	\$ 0.00	
CM-NE	LSW-3556511	LSW-PUMP-CTV-XL-8	RAS Pump 2A	Adjust rollers or end plate to receive exit gate correctly.	ATC- Repaired	2	\$ 191.96	\$ 0.00	\$ 0.00	
CM-NE	LSW-3556779	LSW-STRUCT-MANHOLE-8492	Lincoln Gravity Sewer Line Manholes	Seal water is not working on RAS pump 2A.	ATC- Repaired	2	\$ 191.96	\$ 0.00	\$ 0.00	
CM-NE	LSW-3556779	LSW-STRUCT-MANHOLE-8492	Lincoln Gravity Sewer Line Manholes	USA Locate and Mark. Located behind plant on Spangle way. Ticket #2025052903236	ATC	1	\$ 57.27	\$ 0.00	\$ 0.00	
CM-NE	LSW-3556780	LSW-STRUCT-MANHOLE-8492	Lincoln Gravity Sewer Line Manholes	USA Locate and Mark. Located off Slendor Dr behind plant in the new construction. Ticket #2025052900255	ATC	1	\$ 57.27	\$ 0.00	\$ 0.00	
CM-NE	LSW-3556786	LSW-TANK-BASIN-1622	Emergency Storage Basin	ESB Hydraulic gate leaking fluid	ATC	3	\$ 287.94	\$ 0.00	\$ 0.00	
<b>CM-NE - 65 Total:</b>						<b>187.95</b>	<b>\$13,869.25</b>	<b>\$4,027.00</b>	<b>\$0.00</b>	<b>\$</b>
<b>PM</b>										
PM	LSW-3442123	LSW-INST-DO-167	Oxidation Ditch 3 Effluent D.O. Probe S/N 242690027060	Oxidation Ditch 3 - D.O. Effluent probe failed. Ordering a new probe for replacement. Tina to issue new Hach probe serial number when it arrives.	Completed	1	\$ 57.27	\$ 0.00	\$ 0.00	
PM	LSW-3526907	LSW-INST-SAMPLER-216	Composite Sampler A	MONTHLY SAMPLER INSPECTION	ATC	0.5	\$ 28.64	\$ 0.00	\$ 0.00	
PM	LSW-3526908	LSW-INST-SAMPLER-217	Composite Sampler C	MONTHLY SAMPLER INSPECTION	ATC	0.5	\$ 28.64	\$ 0.00	\$ 0.00	
PM	LSW-3526909	LSW-INST-SAMPLER-219	Influent Sampler	MONTHLY SAMPLER INSPECTION	ATC	0.5	\$ 28.64	\$ 0.00	\$ 0.00	
PM	LSW-3526929	LSW-INST-SCADA-309	Admin Building SCADA System	SCADA SYSTEM PUMP ROTATION	ATC	1	\$ 57.27	\$ 0.00	\$ 0.00	
PM	LSW-3526983	LSW-WELL-WET-323	Influent Pump Wet Well 1	MONTHLY INFLUENT PUMP STATION WET WELL INSPECTION	ATC	0.5	\$ 28.64	\$ 0.00	\$ 0.00	
PM	LSW-3526984	LSW-WELL-WET-324	Influent Pump Wet Well 2	MONTHLY INFLUENT PUMP STATION WET WELL INSPECTION	ATC	0.5	\$ 28.64	\$ 0.00	\$ 0.00	

Work Order Type	Work Order #	Asset ID	Asset Name	Reason	Labor Report	Actual Hours	Cost Labor Actual	Cost Part Actual	Cost Contractor Actual
PM	LSW-3527003	LSW-INST-COMPUTER-39	Palo Alto PA 440 Serial Number 021201083421	ANNUAL SCADA SERVICE RENEWAL	All Tasks Completed for this model	1.5	\$ 85.91	\$ 0.00	\$ 0.00
PM	LSW-3539959	LSW-PUMP-PC-97	Centrifuge 1 Cake Pump PMP-76111	MONTHLY SEEPEX CAKE PUMP IINSPECTION	ATC	0.25	\$ 24.00	\$ 0.00	\$ 0.00
PM	LSW-3539960	LSW-PUMP-PC-96	Centrifuge 3 Cake Pump PMP-76113	MONTHLY SEEPEX CAKE PUMP IINSPECTION	ATC	0.25	\$ 24.00	\$ 0.00	\$ 0.00
PM	LSW-3542472	LSW-Facility-10-VLV	Chemical Feed and Storage Area Valves (Grouped)	ANNUAL AREA VALVE INSPECTION	atc	1	\$ 57.27	\$ 0.00	\$ 0.00
PM	LSW-3542478	LSW-TANK-BASIN-1608-VLV	Oxidation Ditch 1 Area Valves (Grouped)	ANNUAL AREA VALVE INSPECTION	ATC	0.5	\$ 28.64	\$ 0.00	\$ 0.00
PM	LSW-3542479	LSW-TANK-BASIN-1613-VLV	Oxidation Ditch 2 Area Valves (Grouped)	ANNUAL AREA VALVE INSPECTION	ATC	0.5	\$ 28.64	\$ 0.00	\$ 0.00
PM	LSW-3542480	LSW-TANK-BASIN-1616-VLV	Oxidation Ditch 3 Area (Grouped)	ANNUAL AREA VALVE INSPECTION	ATC	0.5	\$ 28.64	\$ 0.00	\$ 0.00
PM	LSW-3542482	LSW-Facility-04-	Secondary Clarifier Area Valves (Grouped)	ANNUAL AREA VALVE INSPECTION	ATC	2	\$ 114.54	\$ 0.00	\$ 0.00
PM	LSW-3542485	LSW-Facility-06-VLV	UV Area Valves (Grouped)	ANNUAL AREA VALVE INSPECTION	atc	1	\$ 57.27	\$ 0.00	\$ 0.00
PM	LSW-3542487	LSW-PUMP-CTV-XL-11	RAS Pump 1A	QUARTERLY RAS PUMP INSPECTION	ATC	0.3	\$ 28.80	\$ 0.00	\$ 0.00
PM	LSW-3542488	LSW-PUMP-CTV-XL-12	RAS Pump 1B	QUARTERLY RAS PUMP INSPECTION	ATC	0.3	\$ 28.80	\$ 0.00	\$ 0.00
PM	LSW-3542489	LSW-PUMP-CTV-XL-13	RAS Pump 1C	QUARTERLY RAS PUMP INSPECTION	ATC	0.3	\$ 28.80	\$ 0.00	\$ 0.00
PM	LSW-3542490	LSW-PUMP-CTV-XL-8	RAS Pump 2A	QUARTERLY RAS PUMP INSPECTION	ATC	0.3	\$ 28.80	\$ 0.00	\$ 0.00
PM	LSW-3542491	LSW-PUMP-CTV-XL-9	RAS Pump 2B	QUARTERLY RAS PUMP INSPECTION	ATC	0.3	\$ 28.80	\$ 0.00	\$ 0.00
PM	LSW-3542492	LSW-PUMP-VT-L-8	RBPS Pump 1 PMP-48111	QUARTERLY VERTICAL TURBINE PUMP INSPECTION	ATC	0.3	\$ 28.80	\$ 0.00	\$ 0.00
PM	LSW-3542493	LSW-PUMP-VT-L-9	RBPS Pump 2 PMP-48112	QUARTERLY VERTICAL TURBINE PUMP INSPECTION	ATC	0.3	\$ 28.80	\$ 0.00	\$ 0.00
PM	LSW-3542494	LSW-PUMP-VT-L-10	RBPS Pump 3 PMP-48113	QUARTERLY VERTICAL TURBINE PUMP INSPECTION	ATC	0.3	\$ 28.80	\$ 0.00	\$ 0.00
PM	LSW-3542495	LSW-PUMP-VT-L-11	RBPS Pump 4 PMP-48114	QUARTERLY VERTICAL TURBINE PUMP INSPECTION	ATC	0.3	\$ 28.80	\$ 0.00	\$ 0.00
PM	LSW-3542496	LSW-PUMP-VT-L-12	RBPS Pump 5 PMP-48115	QUARTERLY VERTICAL TURBINE PUMP INSPECTION	ATC	0.3	\$ 28.80	\$ 0.00	\$ 0.00
PM	LSW-3542497	LSW-PUMP-VT-246	Filter Backwash Pump 1A PMP-39111	QUARTERLY VERTICAL TURBINE PUMP INSPECTION	ATC	0.25	\$ 24.00	\$ 0.00	\$ 0.00
PM	LSW-3542498	LSW-PUMP-VT-247	Filter Backwash Pump 1B PMP-39112	QUARTERLY VERTICAL TURBINE PUMP INSPECTION	ATC	0.25	\$ 24.00	\$ 0.00	\$ 0.00
PM	LSW-3542499	LSW-PUMP-VT-248	Plant Water Pump 1A PMP-39121	QUARTERLY VERTICAL TURBINE PUMP INSPECTION	ATC	0.25	\$ 24.00	\$ 0.00	\$ 0.00
PM	LSW-3542500	LSW-PUMP-VT-249	Plant Water Pump 1B PMP-39122	QUARTERLY VERTICAL TURBINE PUMP INSPECTION	ATC	0.25	\$ 24.00	\$ 0.00	\$ 0.00
PM	LSW-3542501	LSW-PUMP-VT-250	Plant Water Pump 1C PMP-39123	QUARTERLY VERTICAL TURBINE PUMP INSPECTION	ATC	0.25	\$ 24.00	\$ 0.00	\$ 0.00
PM	LSW-3542502	LSW-PUMP-VT-251	Plant Water Pump 1D PMP-39124	QUARTERLY VERTICAL TURBINE PUMP INSPECTION	ATC	0.25	\$ 24.00	\$ 0.00	\$ 0.00
PM	LSW-3542503	LSW-PUMP-VT-242	Filter Feed Pump 1 PMP-32111	QUARTERLY VERTICAL TURBINE PUMP INSPECTION	ATC	0.25	\$ 24.00	\$ 0.00	\$ 0.00
PM	LSW-3542504	LSW-PUMP-VT-243	Filter Feed Pump 2 PMP-32112	QUARTERLY VERTICAL TURBINE PUMP INSPECTION	ATC	0.25	\$ 24.00	\$ 0.00	\$ 0.00
PM	LSW-3542505	LSW-PUMP-VT-244	Filter Feed Pump 3 PMP-32113	QUARTERLY VERTICAL TURBINE PUMP INSPECTION	ATC	0.25	\$ 24.00	\$ 0.00	\$ 0.00
PM	LSW-3542506	LSW-PUMP-VT-245	Filter Feed Pump 4 PMP-32114	QUARTERLY VERTICAL TURBINE PUMP INSPECTION	ATC	0.25	\$ 24.00	\$ 0.00	\$ 0.00
PM	LSW-3542507	LSW-PUMP-VT-252	Maturation Pond Pump 1 PMP-31111	QUARTERLY VERTICAL TURBINE PUMP INSPECTION	ATC	0.25	\$ 24.00	\$ 0.00	\$ 0.00
PM	LSW-3542508	LSW-MOTOR-ACV-XL-50	Maturation Pond Pump 1 PMP-31111 Motor	QUARTERLY VERTICAL TURBINE PUMP INSPECTION	ATC	0.25	\$ 24.00	\$ 0.00	\$ 0.00
PM	LSW-3542509	LSW-PUMP-VT-254	Maturation Pond Pump 3 PMP-31113	QUARTERLY VERTICAL TURBINE PUMP INSPECTION	ATC	0.25	\$ 24.00	\$ 0.00	\$ 0.00
PM	LSW-3542510	LSW-PUMP-VT-255	Maturation Pond Pump 4 PMP-31114	QUARTERLY VERTICAL TURBINE PUMP INSPECTION	ATC	0.25	\$ 24.00	\$ 0.00	\$ 0.00
PM	LSW-3542511	LSW-PUMP-VT-257	Maturation Pond Pump 5 PMP-31115	QUARTERLY VERTICAL TURBINE PUMP INSPECTION	ATC	0.25	\$ 24.00	\$ 0.00	\$ 0.00
PM	LSW-3542512	LSW-PUMP-VT-L-13	TSB Return Pump PMP-95011	QUARTERLY VERTICAL TURBINE PUMP INSPECTION	ATC	0.25	\$ 24.00	\$ 0.00	\$ 0.00

Work Order Type	Work Order #	Asset ID	Asset Name	Reason	Labor Report	Actual Hours	Cost Labor Actual	Cost Part Actual	Cost Contractor Actual
PM	LSW-3542513	LSW-PUMP-VT-253	Maturation Pond Pump 2 PMP-31112	QUARTERLY VERTICAL TURBINE PUMP INSPECTION	ATC	0.25	\$ 24.00	\$ 0.00	\$ 0.00
PM	LSW-3542514	LSW-PUMP-VT-239	DAF Pressurization Pump 1A PMP-33121	QUARTERLY VERTICAL TURBINE PUMP INSPECTION	ATC	0.25	\$ 24.00	\$ 0.00	\$ 0.00
PM	LSW-3542515	LSW-PUMP-VT-240	DAF Pressurization Pump 1B PMP-33122	QUARTERLY VERTICAL TURBINE PUMP INSPECTION	ATC	0.25	\$ 24.00	\$ 0.00	\$ 0.00
PM	LSW-3542516	LSW-PUMP-VT-241	DAF Pressurization Pump 1C PMP-33123	QUARTERLY VERTICAL TURBINE PUMP INSPECTION	ATC	0.25	\$ 24.00	\$ 0.00	\$ 0.00
PM	LSW-3542517	LSW-SAFETY-FIRE-EXT-1438	021 Polaris GEM Electric Vehicle 5 Fire Extinguisher 45	ANNUAL FIRE EXTINGUISHER INSPECTION	ATC	0.2	\$ 11.45	\$ 0.00	\$ 0.00
PM	LSW-3542518	LSW-SAFETY-FIRE-EXT-1434	022 Chevrolet Colorado WT Crew Cab Fire Extinguisher 49	ANNUAL FIRE EXTINGUISHER INSPECTION	ATC	0.2	\$ 11.45	\$ 0.00	\$ 0.00
PM	LSW-3542519	LSW-SAFETY-FIRE-EXT-1442	024 Polaris GEM Electric Vehicle 7 Fire Extinguisher 38	ANNUAL FIRE EXTINGUISHER INSPECTION	ATC	0.2	\$ 11.45	\$ 0.00	\$ 0.00
PM	LSW-3542520	LSW-SAFETY-FIRE-EXT-1443	2005 Autocar/Heil Garbage Truck Fire Extinguisher 47	ANNUAL FIRE EXTINGUISHER INSPECTION	ATC	0.2	\$ 11.45	\$ 0.00	\$ 0.00
PM	LSW-3542521	LSW-SAFETY-FIRE-EXT-1444	2005 Autocar/Heil Garbage Truck Fire Extinguisher 48 - Cab	ANNUAL FIRE EXTINGUISHER INSPECTION	ATC	0.2	\$ 11.45	\$ 0.00	\$ 0.00
PM	LSW-3542522	LSW-SAFETY-FIRE-EXT-1433	2006 Chevrolet Colorado #171 Fire Extinguisher 37	ANNUAL FIRE EXTINGUISHER INSPECTION	ATC	0.2	\$ 11.45	\$ 0.00	\$ 0.00
PM	LSW-3542523	LSW-SAFETY-FIRE-EXT-1436	2018 Ford F550 with IMT crane 875 Fire Extinguisher 40 - Welder	ANNUAL FIRE EXTINGUISHER INSPECTION	ATC	0.2	\$ 11.45	\$ 0.00	\$ 0.00
PM	LSW-3542524	LSW-SAFETY-FIRE-EXT-1437	2018 Ford F550 with IMT crane 875 Fire Extinguisher 41 - Cab	ANNUAL FIRE EXTINGUISHER INSPECTION	ATC	0.2	\$ 11.45	\$ 0.00	\$ 0.00
PM	LSW-3542525	LSW-SAFETY-FIRE-EXT-1439	2018 Polaris GEM Electric Vehicle 3 Fire Extinguisher 43	ANNUAL FIRE EXTINGUISHER INSPECTION	ATC	0.2	\$ 11.45	\$ 0.00	\$ 0.00
PM	LSW-3542526	LSW-SAFETY-FIRE-EXT-1440	2018 Polaris GEM Electric Vehicle 4 Fire Extinguisher 44	ANNUAL FIRE EXTINGUISHER INSPECTION	ATC	0.2	\$ 11.45	\$ 0.00	\$ 0.00
PM	LSW-3542527	LSW-SAFETY-FIRE-EXT-1435	2020 Chevrolet Silverado 1500 871 Fire Extinguisher 42	ANNUAL FIRE EXTINGUISHER INSPECTION	ATC	0.2	\$ 11.45	\$ 0.00	\$ 0.00
PM	LSW-3542528	LSW-SAFETY-FIRE-EXT-1441	2021 Polaris GEM Electric Vehicle 6 Fire Extinguisher 46	ANNUAL FIRE EXTINGUISHER INSPECTION	ATC	0.2	\$ 11.45	\$ 0.00	\$ 0.00
PM	LSW-3542529	SAFETY-FIRE-EXT-1430	Admin Area Fire Extinguisher 2	ANNUAL FIRE EXTINGUISHER INSPECTION	ATC	0.2	\$ 11.45	\$ 0.00	\$ 0.00
PM	LSW-3542530	LSW-SAFETY-FIRE-EXT-1395	Admin Aurea Fire Extinguisher 1	ANNUAL FIRE EXTINGUISHER INSPECTION	ATC	0.2	\$ 11.45	\$ 0.00	\$ 0.00
PM	LSW-3542531	LSW-SAFETY-FIRE-EXT-1407	Chemical Building Electrical Room Fire Extinguisher 14	ANNUAL FIRE EXTINGUISHER INSPECTION	ATC	0.2	\$ 11.45	\$ 0.00	\$ 0.00
PM	LSW-3542532	LSW-SAFETY-FIRE-EXT-1406	Chemical Building Fire Extinguisher 15	ANNUAL FIRE EXTINGUISHER INSPECTION	ATC	0.2	\$ 11.45	\$ 0.00	\$ 0.00
PM	LSW-3542533	LSW-SAFETY-FIRE-EXT-1415	Effluent Monitoring Building Fire Extinguisher 27	ANNUAL FIRE EXTINGUISHER INSPECTION	ATC	0.2	\$ 11.45	\$ 0.00	\$ 0.00
PM	LSW-3542534	LSW-SAFETY-FIRE-EXT-1396	Fire Extinguisher 3 Lunch Room	ANNUAL FIRE EXTINGUISHER INSPECTION	ATC	0.2	\$ 11.45	\$ 0.00	\$ 0.00
PM	LSW-3542535	LSW-SAFETY-FIRE-EXT-1398	Fire Extinguisher 5 - Lab South Wall	ANNUAL FIRE EXTINGUISHER INSPECTION	ATC	0.2	\$ 11.45	\$ 0.00	\$ 0.00
PM	LSW-3542536	LSW-SAFETY-FIRE-EXT-1399	Fire Extinguisher 6 - Lab East Wall	ANNUAL FIRE EXTINGUISHER INSPECTION	ATC	0.2	\$ 11.45	\$ 0.00	\$ 0.00
PM	LSW-3542537	LSW-SAFETY-FIRE-EXT-1397	Fire Extinguisher 7 - Lab North Wall	ANNUAL FIRE EXTINGUISHER INSPECTION	ATC	0.2	\$ 11.45	\$ 0.00	\$ 0.00
PM	LSW-3542538	LSW-SAFETY-FIRE-EXT-1403	MCC 100 Building Fire Extinguisher 10	ANNUAL FIRE EXTINGUISHER INSPECTION	ATC	0.2	\$ 11.45	\$ 0.00	\$ 0.00
PM	LSW-3542539	LSW-SAFETY-FIRE-EXT-1405	MCC 200 Building Fire Extinguisher 11	ANNUAL FIRE EXTINGUISHER INSPECTION	ATC	0.2	\$ 11.45	\$ 0.00	\$ 0.00
PM	LSW-3542540	LSW-SAFETY-FIRE-EXT-1404	MCC 202A Fire Extinguisher 28	ANNUAL FIRE EXTINGUISHER INSPECTION	ATC	0.2	\$ 11.45	\$ 0.00	\$ 0.00
PM	LSW-3542541	LSW-SAFETY-FIRE-EXT-1401	MCC 300 - 400 Building Fire Extinguisher 12	ANNUAL FIRE EXTINGUISHER INSPECTION	ATC	0.2	\$ 11.45	\$ 0.00	\$ 0.00
PM	LSW-3542542	LSW-SAFETY-FIRE-EXT-1400	MCC 480 Building Fire Extinguisher 13	ANNUAL FIRE EXTINGUISHER INSPECTION	ATC	0.2	\$ 11.45	\$ 0.00	\$ 0.00
PM	LSW-3542543	LSW-SAFETY-FIRE-EXT-1423	MCC Building 930 Fire Extinguisher 23	ANNUAL FIRE EXTINGUISHER INSPECTION	ATC	0.2	\$ 11.45	\$ 0.00	\$ 0.00
PM	LSW-3542544	LSW-SAFETY-FIRE-EXT-1424	MCC-950 Building Fire Extinguisher 24	ANNUAL FIRE EXTINGUISHER INSPECTION	ATC	0.2	\$ 11.45	\$ 0.00	\$ 0.00
PM	LSW-3542545	LSW-SAFETY-FIRE-EXT-1416	Return Monitoring Building Fire Extinguisher 26	ANNUAL FIRE EXTINGUISHER INSPECTION	ATC	0.2	\$ 11.45	\$ 0.00	\$ 0.00
PM	LSW-3542546	LSW-SAFETY-FIRE-EXT-1420	Shop Building Fire Extinguisher 35	ANNUAL FIRE EXTINGUISHER INSPECTION	ATC	0.2	\$ 11.45	\$ 0.00	\$ 0.00
PM	LSW-3542547	LSW-SAFETY-FIRE-EXT-1421	Shop Building Fire Extinguisher 36	ANNUAL FIRE EXTINGUISHER INSPECTION	ATC	0.2	\$ 11.45	\$ 0.00	\$ 0.00
PM	LSW-3542548	LSW-SAFETY-FIRE-EXT-1422	Shop Building Fire Extinguisher 40	ANNUAL FIRE EXTINGUISHER INSPECTION	ATC	0.2	\$ 11.45	\$ 0.00	\$ 0.00
PM	LSW-3542549	SAFETY-FIRE-EXT-1418	Shop Building Fire Extinguisher 8	ANNUAL FIRE EXTINGUISHER INSPECTION	ATC	0.2	\$ 11.45	\$ 0.00	\$ 0.00
PM	LSW-3542550	LSW-SAFETY-FIRE-EXT-1419	Shop Building Fire Extinguisher 9	ANNUAL FIRE EXTINGUISHER INSPECTION	ATC	0.2	\$ 11.45	\$ 0.00	\$ 0.00
PM	LSW-3542551	LSW-SAFETY-FIRE-EXT-1431	Shop Building Rest Room Fire Extinguisher 8	ANNUAL FIRE EXTINGUISHER INSPECTION	ATC	0.2	\$ 11.45	\$ 0.00	\$ 0.00

Work Order Type	Work Order #	Asset ID	Asset Name	Reason	Labor Report	Actual Hours	Cost Labor Actual	Cost Part Actual	Cost Contractor Actual
PM	LSW-3542552	LSW-SAFETY-FIRE-EXT-1417	Shop Building Upstairs Office Fire Extinguisher	ANNUAL FIRE EXTINGUISHER INSPECTION	ATC	0.2	\$ 11.45	\$ 0.00	\$ 0.00
PM	LSW-3542553	LSW-SAFETY-FIRE-EXT-1427	Shop Storage Barn Fire Extinguisher	ANNUAL FIRE EXTINGUISHER INSPECTION	ATC	0.2	\$ 11.45	\$ 0.00	\$ 0.00
PM	LSW-3542554	LSW-SAFETY-FIRE-EXT-1411	Solids Dewatering Building Centrifuge Room Fire Extinguisher 18	ANNUAL FIRE EXTINGUISHER INSPECTION	ATC	0.2	\$ 11.45	\$ 0.00	\$ 0.00
PM	LSW-3542555	LSW-SAFETY-FIRE-EXT-1409	Solids Dewatering Building Centrifuge Room Fire Extinguisher 19	ANNUAL FIRE EXTINGUISHER INSPECTION	ATC	0.2	\$ 11.45	\$ 0.00	\$ 0.00
PM	LSW-3542556	LSW-SAFETY-FIRE-EXT-1432	Solids Dewatering Building Centrifuge Room Fire Extinguisher 20	ANNUAL FIRE EXTINGUISHER INSPECTION	ATC	0.2	\$ 11.45	\$ 0.00	\$ 0.00
PM	LSW-3542557	LSW-SAFETY-FIRE-EXT-1410	Solids Dewatering Building Centrifuge Room Fire Extinguisher 21	ANNUAL FIRE EXTINGUISHER INSPECTION	ATC	0.2	\$ 11.45	\$ 0.00	\$ 0.00
PM	LSW-3542558	LSW-SAFETY-FIRE-EXT-1408	Solids Dewatering Building Electrical Room Fire Extinguisher 22	ANNUAL FIRE EXTINGUISHER INSPECTION	ATC	0.2	\$ 11.45	\$ 0.00	\$ 0.00
PM	LSW-3542559	LSW-SAFETY-FIRE-EXT-1428	Solids Dewatering Building Oil Storage Area Fire Extinguisher 39	ANNUAL FIRE EXTINGUISHER INSPECTION	ATC	0.2	\$ 11.45	\$ 0.00	\$ 0.00
PM	LSW-3542560	LSW-SAFETY-FIRE-EXT-1425	Standby Generator 1 Fire Extinguisher - Inside 32	ANNUAL FIRE EXTINGUISHER INSPECTION	ATC	0.2	\$ 11.45	\$ 0.00	\$ 0.00
PM	LSW-3542561	LSW-SAFETY-FIRE-EXT-1426	Standby Generator 1 Fire Extinguisher - Outside 31	ANNUAL FIRE EXTINGUISHER INSPECTION	ATC	0.2	\$ 11.45	\$ 0.00	\$ 0.00
PM	LSW-3542562	LSW-SAFETY-FIRE-EXT-1429	Standby Generator 1 Fuel Tank Fire Extinguisher 33	ANNUAL FIRE EXTINGUISHER INSPECTION	ATC	0.2	\$ 11.45	\$ 0.00	\$ 0.00
PM	LSW-3542563	LSW-SAFETY-FIRE-EXT-1402	Tertiary Monitoring Building Fire Extinguisher 25	ANNUAL FIRE EXTINGUISHER INSPECTION	ATC	0.2	\$ 11.45	\$ 0.00	\$ 0.00
PM	LSW-3542564	LSW-SAFETY-FIRE-EXT-1412	Truck Loading Bay Fire Extinguisher 16	ANNUAL FIRE EXTINGUISHER INSPECTION	ATC	0.2	\$ 11.45	\$ 0.00	\$ 0.00
PM	LSW-3542565	LSW-SAFETY-FIRE-EXT-1413	Truck Loading Bay Fire Extinguisher 17	ANNUAL FIRE EXTINGUISHER INSPECTION	ATC	0.2	\$ 11.45	\$ 0.00	\$ 0.00
PM	LSW-3542566	LSW-SAFETY-FIRE-EXT-1414	UV Control Building Fire Extinguisher 30	ANNUAL FIRE EXTINGUISHER INSPECTION	ATC	0.2	\$ 11.45	\$ 0.00	\$ 0.00
PM	LSW-3542567	LSW-PUMP-G-S-1	Centrifuge 1 Lube Oil Pump PMP-73131	QUARTERLY LUBE OIL PUMP INSPECTION	ATC	0.25	\$ 24.00	\$ 0.00	\$ 0.00
PM	LSW-3542568	LSW-PUMP-G-S-2	Centrifuge 3 Lube Oil Pump PMP-73331	QUARTERLY LUBE OIL PUMP INSPECTION	ATC	0.25	\$ 24.00	\$ 0.00	\$ 0.00
PM	LSW-3542569	LSW-BLOWER-PD-L-4	Aeration Blower 3A BLR21311	QUARTERLY DITCH 3 BLOWER INSPECTION	ATC 1469 hours	0.25	\$ 24.00	\$ 0.00	\$ 0.00
PM	LSW-3542570	LSW-BLOWER-PD-L-5	Aeration Blower 3B BLR21312	QUARTERLY DITCH 3 BLOWER INSPECTION	ATC- 2262 Hours	0.75	\$ 71.99	\$ 160.00	\$ 0.00
PM	LSW-3542571	LSW-BLOWER-PD-L-6	Aeration Blower 3C BLR21313	QUARTERLY DITCH 3 BLOWER INSPECTION	ATC 3396 hours- Need to perform maintenance oil change- ditch being drained at the moment	0.25	\$ 24.00	\$ 0.00	\$ 0.00
PM	LSW-3542572	LSW-BLOWER-PD-M-1	Solids Holding Tank 1 Blower BLR-71111	QUARTERLY SHT BLOWER INSPECTION	ATC	0.25	\$ 24.00	\$ 0.00	\$ 0.00
PM	LSW-3542573	LSW-BLOWER-PD-M-2	Solids Holding Tank 1 Blower BLR-71112	QUARTERLY SHT BLOWER INSPECTION	ATC- Replaced filter as pressure was maxed out	0.5	\$ 47.99	\$ 40.00	\$ 0.00
PM	LSW-3542574	LSW-BLOWER-PD-M-3	Solids Holding Tank 1 Blower BLR-71113	QUARTERLY SHT BLOWER INSPECTION	Blower offline	0.01	\$ 0.57	\$ 0.00	\$ 0.00
PM	LSW-3542575	LSW-PUMP-ROTARY-LOBE-7	Solids Feed Pump 1A PMP-72111	MONTHLY VOGLESANG PUMP INSPECTION	ATC	0.3	\$ 28.80	\$ 0.00	\$ 0.00
PM	LSW-3542576	LSW-PUMP-ROTARY-LOBE-6	Solids Feed Pump 1B PMP-72112	MONTHLY VOGLESANG PUMP INSPECTION	ATC	0.25	\$ 24.00	\$ 0.00	\$ 0.00
PM	LSW-3542577	LSW-PUMP-ROTARY-LOBE-5	Solids Feed Pump 1C PMP-72113	MONTHLY VOGLESANG PUMP INSPECTION	ATC	0.25	\$ 24.00	\$ 0.00	\$ 0.00
PM	LSW-3542578	LSW-MIXER-SUB-55	Solids Holding Tank 1 Mixer MXR-71121	QUARTERLY SHT MIXER INSPECTION	ATC	1	\$ 95.98	\$ 0.00	\$ 0.00
PM	LSW-3542579	LSW-MIXER-SUB-56	Solids Holding Tank 1 Mixer MXR-71122	QUARTERLY SHT MIXER INSPECTION	Aerators are not ragged and are not being used at the moment	0.2	\$ 19.20	\$ 0.00	\$ 0.00
PM	LSW-3542580	LSW-MIXER-SUB-57	Solids Holding Tank 1 Mixer MXR-71123	QUARTERLY SHT MIXER INSPECTION	ATC	1	\$ 95.98	\$ 0.00	\$ 0.00
PM	LSW-3542581	LSW-MIXER-SUB-58	Solids Holding Tank 1 Mixer MXR-71124	QUARTERLY SHT MIXER INSPECTION	Aerators are not ragged and are not being used at the moment	0.2	\$ 19.20	\$ 0.00	\$ 0.00
PM	LSW-3542582	LSW-SAFETY-FOLDER-489	DAF Unit 1 Life Ring	ANNUAL LIFE RING INSPECTION MARINE PARK	atc	0.3	\$ 17.18	\$ 0.00	\$ 0.00
PM	LSW-3542583	LSW-SAFETY-FOLDER-490	DAF Unit 2 Life Ring	ANNUAL LIFE RING INSPECTION MARINE PARK	atc	1	\$ 57.27	\$ 0.00	\$ 0.00
PM	LSW-3542584	LSW-SAFETY-FOLDER-492	Oxidation Ditch 1 Life Rings (5)	ANNUAL LIFE RING INSPECTION MARINE PARK	atc	1	\$ 57.27	\$ 0.00	\$ 0.00
PM	LSW-3542585	LSW-SAFETY-FOLDER-493	Oxidation Ditch 2 Life Rings (5)	ANNUAL LIFE RING INSPECTION MARINE PARK	atc	1	\$ 57.27	\$ 0.00	\$ 0.00
PM	LSW-3542586	SAFETY-FOLDER-494	Oxidation Ditch 3 Life Rings (5)	ANNUAL LIFE RING INSPECTION MARINE PARK	atc	1	\$ 57.27	\$ 0.00	\$ 0.00
PM	LSW-3542587	LSW-SAFETY-FOLDER-495	Secondary Clarifier 1 Life Ring	ANNUAL LIFE RING INSPECTION MARINE PARK	atc	1	\$ 57.27	\$ 0.00	\$ 0.00



Work Order Type	Work Order #	Asset ID	Asset Name	Reason	Labor Report	Actual Hours	Cost Labor Actual	Cost Part Actual	Cost Contractor Actual
PM	LSW-3542588	LSW-SAFETY-FOLDER-491	Solids Holding Tank 1 Life Rings (2)	ANNUAL LIFE RING INSPECTION MARINE PARK	atc	1	\$ 57.27	\$ 0.00	\$ 0.00
PM	LSW-3542590	LSW-SAFETY-FOLDER-497	Secondary Clarifier 2 Life Ring	ANNUAL LIFE RING INSPECTION MARINE PARK	atc	1	\$ 57.27	\$ 0.00	\$ 0.00
PM	LSW-3542591	LSW-SAFETY-FOLDER-498	Secondary Clarifier 3 Life Ring	ANNUAL LIFE RING INSPECTION MARINE PARK	atc	1	\$ 57.27	\$ 0.00	\$ 0.00
PM	LSW-3542592	LSW-SAFETY-FOLDER-499	Tertiary Filter Flocculation Basin 1 Life Ring	ANNUAL LIFE RING INSPECTION MARINE PARK	atc	0.3	\$ 17.18	\$ 0.00	\$ 0.00
PM	LSW-3542593	LSW-PUMP-SUMP-123	RAS Pump Station 1 Sump Pump 1A PMP-27241	QUARTERLY SUMP PUMP INSPECTION	ATC	0.25	\$ 24.00	\$ 0.00	\$ 0.00
PM	LSW-3542594	LSW-PUMP-SUMP-124	RAS Pump Station 1 Sump Pump 1B PMP-27242	QUARTERLY SUMP PUMP INSPECTION	ATC	0.25	\$ 24.00	\$ 0.00	\$ 0.00
PM	LSW-3542595	LSW-PUMP-SUMP-120	RAS Pump Station 2 Sump Pump 2A PMP-27241	QUARTERLY SUMP PUMP INSPECTION	ATC	0.25	\$ 24.00	\$ 0.00	\$ 0.00
PM	LSW-3542596	LSW-PUMP-SUMP-121	RAS Pump Station 2 Sump Pump 2B PMP-27242	QUARTERLY SUMP PUMP INSPECTION	ATC	0.25	\$ 24.00	\$ 0.00	\$ 0.00
PM	LSW-3542597	LSW-INST-SAMPLER-216	Composite Sampler A	MONTHLY SAMPLER INSPECTION	ATC	0.5	\$ 28.64	\$ 0.00	\$ 0.00
PM	LSW-3542598	LSW-INST-SAMPLER-217	Composite Sampler C	MONTHLY SAMPLER INSPECTION	ATC	0.1	\$ 5.73	\$ 0.00	\$ 0.00
PM	LSW-3542599	LSW-INST-SAMPLER-219	Influent Sampler	MONTHLY SAMPLER INSPECTION	ATC	0.1	\$ 5.73	\$ 0.00	\$ 0.00
PM	LSW-3542600	LSW-INST-PLC-M-30	Centrifuge 1 Control Panel CP-73110	QUARTERL PLC INSPECTION	ATC	0.1	\$ 6.14	\$ 0.00	\$ 0.00
PM	LSW-3542601	LSW-INST-PLC-M-31	Centrifuge 3 Control Panel CP-73310 PLC 703	QUARTERL PLC INSPECTION	ATC	0.1	\$ 6.14	\$ 0.00	\$ 0.00
PM	LSW-3542602	LSW-INST-PLC-M-28	Chemical Building MCC-500A PLC-500	QUARTERL PLC INSPECTION	ATC	0.1	\$ 6.14	\$ 0.00	\$ 0.00
PM	LSW-3542603	LSW-INST-PLC-M-34	Control Panel 800 PLC 800	QUARTERL PLC INSPECTION	ATC	0.1	\$ 6.14	\$ 0.00	\$ 0.00
PM	LSW-3542604	LSW-INST-PLC-M-32	Green House Drying System Control Building MCC-780 PLC 780	QUARTERL PLC INSPECTION	ATC	0.2	\$ 12.28	\$ 0.00	\$ 0.00
PM	LSW-3542605	LSW-INST-PLC-M-33	Green House Drying System Control Building MCC-780 PLC-780	QUARTERL PLC INSPECTION	ATC	0.2	\$ 12.28	\$ 0.00	\$ 0.00
PM	LSW-3542606	LSW-INST-PLC-M-314	Lincoln Outfall R-1 Control Panel 911 PLC	QUARTERL PLC INSPECTION	ATC	0.2	\$ 12.28	\$ 0.00	\$ 0.00
PM	LSW-3542607	LSW-NST-PLC-M-35	Lincoln Outfall R-2 Control Panel 912 PLC 912	QUARTERL PLC INSPECTION	ATC	0.2	\$ 12.28	\$ 0.00	\$ 0.00
PM	LSW-3542608	LSW-INST-PLC-M-19	MCC 200A PLC 200	QUARTERL PLC INSPECTION	ATC	0.1	\$ 6.14	\$ 0.00	\$ 0.00
PM	LSW-3542609	LSW-INST-PLC-M-21	MCC 202A PLC 202	QUARTERL PLC INSPECTION	ATC	0.2	\$ 12.28	\$ 0.00	\$ 0.00
PM	LSW-3542610	LSW-INST-PLC-M-27	MCC 480A PLC 480	QUARTERL PLC INSPECTION	ATC	0.1	\$ 6.14	\$ 0.00	\$ 0.00
PM	LSW-3542611	LSW-NST-PLC-M-36	MCC Building 930 Control Panel 930 PLC-930	QUARTERL PLC INSPECTION	ATC	0.15	\$ 9.21	\$ 0.00	\$ 0.00
PM	LSW-3542612	LSW-INST-PLC-M-20	MCC-201B PLC 201	QUARTERL PLC INSPECTION	ATC	0.1	\$ 6.14	\$ 0.00	\$ 0.00
PM	LSW-3542613	LSW-INST-PLC-M-22	MCC-300A PLC 300	QUARTERL PLC INSPECTION	ATC	0.15	\$ 9.21	\$ 0.00	\$ 0.00
PM	LSW-3542614	LSW-INST-PLC-M-23	MCC-301A PLC-301	QUARTERL PLC INSPECTION	ATC	0.25	\$ 15.35	\$ 0.00	\$ 0.00
PM	LSW-3542615	LSW-INST-PLC-M-24	MCC-400A PLC-400	QUARTERL PLC INSPECTION	ATC	0.1	\$ 6.14	\$ 0.00	\$ 0.00
PM	LSW-3542616	LSW-INST-PLC-M-25	MCC-400A PLC-401	QUARTERL PLC INSPECTION	ATC	0.1	\$ 6.14	\$ 0.00	\$ 0.00
PM	LSW-3542617	LSW-INST-PLC-M-26	MCC-400A PLC-402	QUARTERL PLC INSPECTION	ATC	0.1	\$ 6.14	\$ 0.00	\$ 0.00
PM	LSW-3542618	LSW-INST-PLC-M-29	MCC-700A PLC-700	QUARTERL PLC INSPECTION	ATC	0.1	\$ 6.14	\$ 0.00	\$ 0.00
PM	LSW-3542619	LSW-INST-PLC-M-37	MCC 950A PLC 950	QUARTERL PLC INSPECTION	ATC	0.1	\$ 6.14	\$ 0.00	\$ 0.00
PM	LSW-3542620	LSW-INST-PLC-M-38	Pivot Flow Meter Site Control Panel PLC 970	QUARTERL PLC INSPECTION	ATC	0.3	\$ 18.42	\$ 0.00	\$ 0.00
PM	LSW-3542621	LSW-MIXER-FIXED-3	Oxidation Ditch 1 Mixer 1A MXR-21141	QUARTERLY OXIDATION DITCH MIXER INSPECTION	Not servicing equipment at this time	0.01	\$ 0.57	\$ 0.00	\$ 0.00
PM	LSW-3542622	LSW-MIXER-FIXED-4	Wilo Mixer Serial Number 15853	QUARTERLY OXIDATION DITCH MIXER INSPECTION	Not servicing equipment at this time	0.01	\$ 0.57	\$ 0.00	\$ 0.00
PM	LSW-3542623	LSW-MIXER-FIXED-5	Oxidation Ditch 1 Mixer 1C MXR-21143	QUARTERLY OXIDATION DITCH MIXER INSPECTION	Not servicing equipment at this time	0.01	\$ 0.57	\$ 0.00	\$ 0.00
PM	LSW-3542624	LSW-MIXER-FIXED-6	Oxidation Ditch 1 Mixer 1D MXR-21144	QUARTERLY OXIDATION DITCH MIXER INSPECTION	Not servicing equipment at this time	0.01	\$ 0.57	\$ 0.00	\$ 0.00
PM	LSW-3542625	LSW-PUMP-SUB-114	Landia Recycle Pump Serial Number 76509	QUARTERLY OXIDATION DITCH MIXER INSPECTION	Not pulling equipment at this time	0.01	\$ 0.57	\$ 0.00	\$ 0.00
PM	LSW-3542626	LSW-PUMP-SUB-115	Landia Recycle Pump Serial Number 15860	QUARTERLY OXIDATION DITCH MIXER INSPECTION	Not pulling equipment at this time	0.01	\$ 0.57	\$ 0.00	\$ 0.00
PM	LSW-3542627	LSW-MIXER-FIXED-S-11	Wilo Mixer Serial Number 15858	QUARTERLY OXIDATION DITCH MIXER INSPECTION	Not pulling equipment at this time	0.01	\$ 0.57	\$ 0.00	\$ 0.00



Work Order Type	Work Order #	Asset ID	Asset Name	Reason	Labor Report	Actual Hours	Cost Labor Actual	Cost Part Actual	Cost Contractor Actual
PM	LSW-3542628	LSW-MIXER-FIXED-S-12	Wilo Mixer Serial Number 15853	QUARTERLY OXIDATION DITCH MIXER INSPECTION	Not pulling equipment at this time	0.01	\$ 0.57	\$ 0.00	\$ 0.00
PM	LSW-3542629	LSW-MIXER-FIXED-12	Wilo Mixer Serial Number 650525918	QUARTERLY OXIDATION DITCH MIXER INSPECTION	Not pulling equipment at this time	0.01	\$ 0.96	\$ 0.00	\$ 0.00
PM	LSW-3542630	LSW-VEHICLES-ATV-24	2018 Polaris GEM Electric Vehicle 3	MONTHLY GEM CAR INSPECTION	ATC	1	\$ 57.27	\$ 0.00	\$ 0.00
PM	LSW-3542631	LSW-VEHICLES-ATV-25	2018 Polaris GEM Electric Vehicle 4	MONTHLY GEM CAR INSPECTION	ATC	0.5	\$ 28.64	\$ 0.00	\$ 0.00
PM	LSW-3542632	LSW-VEHICLES-ATV-26	2021 Polaris GEM Electric Vehicle 5	MONTHLY GEM CAR INSPECTION	ATC	1	\$ 57.27	\$ 0.00	\$ 0.00
PM	LSW-3542633	LSW-VEHICLES-ATV-27	2021 Polaris GEM Electric Vehicle 6	MONTHLY GEM CAR INSPECTION	ATC	0.5	\$ 28.64	\$ 0.00	\$ 0.00
PM	LSW-3542634	LSW-VEHICLES-ATV-28	2024 Polaris GEM Electric Vehicle 7	MONTHLY GEM CAR INSPECTION	ATC	0.5	\$ 28.64	\$ 0.00	\$ 0.00
PM	LSW-3542648	LSW-SAFETY-KIT-GAS-CALB-3	Gas Detection Meter #1	QUARTERLY GAS METER INSPECTION	ATC	0.15	\$ 8.59	\$ 0.00	\$ 0.00
PM	LSW-3542649	LSW-SAFETY-KIT-GAS-CALB-4	Gas Detection Meter #2	QUARTERLY GAS METER INSPECTION	ATC	0.15	\$ 8.59	\$ 0.00	\$ 0.00
PM	LSW-3542650	LSW-SAFETY-KIT-GAS-CALB-5	Gas Detection Meter #3	QUARTERLY GAS METER INSPECTION	ATC	0.15	\$ 8.59	\$ 0.00	\$ 0.00
PM	LSW-3542651	LSW-SAFETY-KIT-GAS-CALB-6	Gas Detection Meter #4	QUARTERLY GAS METER INSPECTION	ATC	0.15	\$ 8.59	\$ 0.00	\$ 0.00
PM	LSW-3542652	LSW-BLOWER-PD-XL-1	Aeration Blower BLR-21111	QUARTERLY AERZEN BLOWER INSPECTION	ATC	0.5	\$ 47.99	\$ 0.00	\$ 0.00
PM	LSW-3542653	LSW-BLOWER-PD-XL-2	Aeration Blower BLR-21112	QUARTERLY AERZEN BLOWER INSPECTION	ATC	0.5	\$ 47.99	\$ 0.00	\$ 0.00
PM	LSW-3542654	LSW-BLOWER-PD-XL-3	Aeration Blower BLR-21113	QUARTERLY AERZEN BLOWER INSPECTION	ATC	0.25	\$ 24.00	\$ 0.00	\$ 0.00
PM	LSW-3542655	LSW-BLOWER-PD-XL-4	Aeration Blower BLR-21114	QUARTERLY AERZEN BLOWER INSPECTION	ATC	0.25	\$ 24.00	\$ 0.00	\$ 0.00
PM	LSW-3542656	LSW-BLOWER-PD-XL-5	Aeration Blower BLR-21115	QUARTERLY AERZEN BLOWER INSPECTION	ATC	0.25	\$ 24.00	\$ 0.00	\$ 0.00
PM	LSW-3542672	LSW-PUMP-CTV-376	Filter 1 Sample Pump PMP-35121	QUARTERLY SAMPLE PUMP INSPECTION	ATC	0.1	\$ 9.60	\$ 0.00	\$ 0.00
PM	LSW-3542673	LSW-PUMP-CTV-377	Filter 2 Sample Pump PMP-35221	QUARTERLY SAMPLE PUMP INSPECTION	ATC	0.1	\$ 9.60	\$ 0.00	\$ 0.00
PM	LSW-3542674	LSW-PUMP-CTV-378	Filter 3 Sample Pump PMP-35321	QUARTERLY SAMPLE PUMP INSPECTION	ATC	0.1	\$ 9.60	\$ 0.00	\$ 0.00
PM	LSW-3542675	LSW-PUMP-CTV-379	Filter 4 Sample Pump PMP-35421	QUARTERLY SAMPLE PUMP INSPECTION	ATC	0.1	\$ 9.60	\$ 0.00	\$ 0.00
PM	LSW-3542676	LSW-PUMP-CTV-380	Filter 5 Sample Pump PMP-35521	QUARTERLY SAMPLE PUMP INSPECTION	ATC	0.1	\$ 9.60	\$ 0.00	\$ 0.00
PM	LSW-3542677	LSW-PUMP-CTV-381	Filter 6 Sample Pump PMP-356421	QUARTERLY SAMPLE PUMP INSPECTION	ATC	0.1	\$ 9.60	\$ 0.00	\$ 0.00
PM	LSW-3542678	LSW-INST-SCADA-309	Admin Building SCADA System	SCADA SYSTEM PUMP ROTATION	ATC	1	\$ 57.27	\$ 0.00	\$ 0.00
PM	LSW-3542679	LSW-PT-GEARBOX-766	Centrifuge 1 Bridge Breaker BKR-76141 Gear Reducer	QUARTERLY GEAR REDUCER INSPECTION	ATC	0.25	\$ 24.00	\$ 0.00	\$ 0.00
PM	LSW-3542680	LSW-PT-GEARBOX-765	Centrifuge 1 Cake Pump PMP-76111 Gear Reducer	QUARTERLY GEAR REDUCER INSPECTION	ATC	0.25	\$ 24.00	\$ 0.00	\$ 0.00
PM	LSW-3542681	LSW-PT-GEARBOX-767	Centrifuge 3 Bridge Breaker BKR-76143 Gear Reducer	QUARTERLY GEAR REDUCER INSPECTION	ATC	0.25	\$ 24.00	\$ 0.00	\$ 0.00
PM	LSW-3542682	LSW-PT-GEARBOX-764	Centrifuge 3 Cake Pump PMP-76113 Gear Reducer	QUARTERLY GEAR REDUCER INSPECTION	ATC	0.25	\$ 24.00	\$ 0.00	\$ 0.00
PM	LSW-3542683	LSW-HVAC-HEATER-WATER-85	Admin Building Water Heater	QUARTERLY WATER HEATER INSPECTION	ATC	0.15	\$ 14.40	\$ 0.00	\$ 0.00
PM	LSW-3542684	LSW-HVAC-HEATER-WATER-S-4	Shop Building Water Heater	QUARTERLY WATER HEATER INSPECTION	ATC	0.25	\$ 24.00	\$ 0.00	\$ 0.00
PM	LSW-3542685	LSW-HVAC-HEATER-WATER-M-3	UV Area Water Heater	QUARTERLY WATER HEATER INSPECTION	ATC	0.25	\$ 24.00	\$ 0.00	\$ 0.00
PM	LSW-3542686	LSW-GEN-EM-L-4	Standby Generator 1	MONTHLY GENERATOR INSPECTION	ATC 397 hours	0.25	\$ 14.32	\$ 0.00	\$ 0.00
PM	LSW-3542687	LSW-GEN-EM-L-4	Standby Generator 1	QUARTERLY GENERATOR INSPECTION	ATC 397 HOURS BEFORE START AND 398 HOURS AFTER-LOGGED IN GENERATOR BOOK-JW	2	\$ 191.96	\$ 0.00	\$ 0.00
PM	LSW-3542688	LSW	Lincoln Project (LSW)	QUARTERLY GROUNDS INSEPCTION	atc	1	\$ 57.27	\$ 0.00	\$ 0.00
PM	LSW-3542689	LSW-HVAC-FAN-EX-114	OCB Exhaust Fan 1 FAN-19121	QUARTERLY BIOFILTER FAN INSPECTION	ATC	0.5	\$ 48.00	\$ 0.00	\$ 0.00
PM	LSW-3542690	LSW-PT-GEARBOX-768	DAF Unit 1 Drive Assembly DRV-33111	MONTHLY DAF DRIVE INSPECTION	ATC	0.25	\$ 24.00	\$ 0.00	\$ 0.00
PM	LSW-3542691	LSW-PT-GEARBOX-769	DAF Unit 2 Drive Assembly DRV-33211	MONTHLY DAF DRIVE INSPECTION	~DAF offline at moment-JW	0.01	\$ 0.96	\$ 0.00	\$ 0.00
PM	LSW-3542692	LSW-AERATION GRID-L-10	Solids Holding Tank 1 Aeration Grid	MONTHLY SHT AERATION GRID INSPECTION	atc	1	\$ 57.27	\$ 0.00	\$ 0.00
PM	LSW-3542693	LSW-INST-DO-170	Oxidation Ditch 1 Influent D.O Probe S/N 162190000008	MONTHLY D.O. METER INSPECTION	ATC	1	\$ 57.27	\$ 0.00	\$ 0.00

Work Order Type	Work Order #	Asset ID	Asset Name	Reason	Labor Report	Actual Hours	Cost Labor Actual	Cost Part Actual	Cost Contractor Actual
PM	LSW-3542694	LSW-INST-DO-165	Oxidation Ditch 1 Effluent D.O. Probe S/N 162180000039	MONTHLY D.O. METER INSPECTION	ATC	0.5	\$ 28.64	\$ 0.00	\$ 0.00
PM	LSW-3542695	LSW-INST-DO-166	Oxidation Ditch 2 Effluent D.O. Probe S/N 172310000038	MONTHLY D.O. METER INSPECTION	ATC	0.5	\$ 28.64	\$ 0.00	\$ 0.00
PM	LSW-3542696	LSW-INST-DO-171	Oxidation Ditch 2 Influent D.O. Probe S/N 163130000046	MONTHLY D.O. METER INSPECTION	ATC	0.5	\$ 28.64	\$ 0.00	\$ 0.00
PM	LSW-3542697	LSW-INST-DO-172	Oxidation Ditch 3 Influent D.O. Probe S/N 172480000057	MONTHLY D.O. METER INSPECTION	ATC	0.5	\$ 28.64	\$ 0.00	\$ 0.00
PM	LSW-3542698	LSW-INST-DO-167	Oxidation Ditch 3 Effluent D.O. Probe S/N 242690027060	MONTHLY D.O. METER INSPECTION	ATC	0.5	\$ 28.64	\$ 0.00	\$ 0.00
PM	LSW-3542699	LSW-INST-DO-173	Final Effluent D.O. Probe S/N 172490000012	MONTHLY D.O. METER INSPECTION	ATC	0.5	\$ 28.64	\$ 0.00	\$ 0.00
PM	LSW-3542701	LSW-VEHICLES-TRUCK-LT-360	2006 Chevrolet Colorado 4WD Crew Cab with camper shell 171	MONTHLY VEHICLE INSPECTION	ATC	0.25	\$ 14.32	\$ 0.00	\$ 0.00
PM	LSW-3542702	LSW-VEHICLES-TRUCK-MDM-40	2018 Ford F550 with IMT crane 875	MONTHLY VEHICLE INSPECTION	ATC	0.25	\$ 14.32	\$ 0.00	\$ 0.00
PM	LSW-3542703	LSW-VEHICLES-TRUCK-LT-361	2020 Chevrolet Silverado 1500 871	MONTHLY VEHICLE INSPECTION	ATC	1	\$ 57.27	\$ 0.00	\$ 0.00
PM	LSW-3542704	LSW-VEHICLES-TRUCK-LT-362	2022 Chevrolet Colorado WT Crew Cab 4WD 950	MONTHLY VEHICLE INSPECTION	ATC	1	\$ 57.27	\$ 0.00	\$ 0.00
PM	LSW-3542705	LSW-VEHICLES-TRUCK-MDM-39	2005 Autocar/Heil Garbage Truck (converted to a yard tractor) #729	MONTHLY VEHICLE INSPECTION	ATC	0.5	\$ 28.64	\$ 0.00	\$ 0.00
PM	LSW-3542706	LSW--INST-TURBIDITY-51	Filter 1 Turbidity Meter AE-AIT-35181	MONTHLY TURBIDITY METER INSPECTION	Worked with Hach Service Technician, performing Tu 5300 full calibration and startup certification.	0.5	\$ 28.64	\$ 0.00	\$ 0.00
PM	LSW-3542707	LSW-INST-TURBIDITY-52	Filter 2 Turbidity Meter AE-AIT-35281	MONTHLY TURBIDITY METER INSPECTION	Worked with Hach Service Technician, performing Tu 5300 full calibration and startup certification.	0.5	\$ 28.64	\$ 0.00	\$ 0.00
PM	LSW-3542708	LSW-INST-TURBIDITY-53	Filter 3 Turbidity Meter AE-AIT-35381	MONTHLY TURBIDITY METER INSPECTION	Worked with Hach Service Technician, performing Tu 5300 full calibration and startup certification.	0.5	\$ 28.64	\$ 0.00	\$ 0.00
PM	LSW-3542709	LSW-INST-TURBIDITY-54	Filter 4 Turbidity Meter AE-AIT-35481	MONTHLY TURBIDITY METER INSPECTION	Worked with Hach Service Technician, performing Tu 5300 full calibration and startup certification.	0.5	\$ 28.64	\$ 0.00	\$ 0.00
PM	LSW-3542710	LSW-INST-TURBIDITY-55	Filter 5 Turbidity Meter AE-AIT-35581	MONTHLY TURBIDITY METER INSPECTION	Worked with Hach Service Technician, performing Tu 5300 full calibration and startup certification.	1	\$ 57.27	\$ 0.00	\$ 0.00
PM	LSW-3542711	LSW-INST-TURBIDITY-56	Filter 6 Turbidity Meter AE-AIT-35681	MONTHLY TURBIDITY METER INSPECTION	Worked with Hach Service Technician, performing Tu 5300 full calibration and startup certification.	0.5	\$ 28.64	\$ 0.00	\$ 0.00
PM	LSW-3542712	LSW-INST-TURBIDITY-49	Tertiary Filter Turbidity Meter	MONTHLY TURBIDITY METER INSPECTION	ATC	0.5	\$ 28.64	\$ 0.00	\$ 0.00
PM	LSW-3542713	LSW-INST-PH-91	Filter Feed Pump Wet Well Turbidity Probe Clarifiers S/N 1754772	MONTHLY TURBIDITY METER INSPECTION	This probe is NOT at the filter feed pump station. It is at the maturation pond pump station. ATC.	1	\$ 57.27	\$ 0.00	\$ 0.00
PM	LSW-3542714	LSW-INST-PH-88	Filter Feed Pump Wet Well Turbidity Probe S/N 1754773	MONTHLY TURBIDITY METER INSPECTION	ATC	0.5	\$ 28.64	\$ 0.00	\$ 0.00
PM	LSW-3542715	LSW-INST-TURBIDITY-63	Final Effluent Turbidity Probe S/N 1754776	MONTHLY TURBIDITY METER INSPECTION	ATC	0.5	\$ 28.64	\$ 0.00	\$ 0.00
PM	LSW-3542717	LSW-INST-TURBIDITY-66	DAF Unit 2 Effluent Turbidity Probe S/N 1754775	MONTHLY TURBIDITY METER INSPECTION	DAF 2 is Offline and turbidity probe has been removed.	0.1	\$ 5.73	\$ 0.00	\$ 0.00
PM	LSW-3542719	LSW-INST-TURBIDITY-68	Spare Turbidity Probe S/N 1545147	MONTHLY TURBIDITY METER INSPECTION	Probe is in storage.	0.1	\$ 5.73	\$ 0.00	\$ 0.00
PM	LSW-3542720	LSW-PUMP-G-S-5	Standby Generator 1 Fuel Tank Circulation Pump	QUARTERLY DIESEL CIRCULATION PUMP INSPECTION	ATC	0.15	\$ 14.40	\$ 0.00	\$ 0.00
PM	LSW-3542721	LSW-CLARIFIER-ROUND-L-2	Secondary Clarifier 1	MONTHLY CLARIFIER INSPECTION	ATC	4	\$ 229.08	\$ 0.00	\$ 0.00
PM	LSW-3542722	LSW-CLARIFIER-ROUND-L-3	Secondary Clarifier 2	MONTHLY CLARIFIER INSPECTION	atc	1	\$ 57.27	\$ 0.00	\$ 0.00
PM	LSW-3542723	LSW-CLARIFIER-ROUND-L-4	Secondary Clarifier 3	MONTHLY CLARIFIER INSPECTION	ATC	4	\$ 229.08	\$ 0.00	\$ 0.00
PM	LSW-3542724	LSW-VEHICLES-SKIDSTEER-16	2004 Bobcat 836 Bobcat S220 Skid steer 526213046 #936	QUARTERLY BOBCAT INSPECTION	Not due at this time- low hours	0.01	\$ 0.57	\$ 0.00	\$ 0.00
PM	LSW-3542725	LSW-VEHICLES-SKIDSTEER-17	2023 Bobcat S770 928	QUARTERLY BOBCAT INSPECTION	Not due at this time- low op hours	1.01	\$ 57.84	\$ 0.00	\$ 0.00
PM	LSW-3542726	LSW-BLOWER-PD-S-3	Blower 1A BLR-36011	MONTHLY FILTER BACKWASH BLOWER INSPECTION	ATC	0.25	\$ 24.00	\$ 0.00	\$ 0.00
PM	LSW-3542727	LSW-BLOWER-PD-S-2	Blower 1B BLR-36012	MONTHLY FILTER BACKWASH BLOWER INSPECTION	ATC	0.25	\$ 24.00	\$ 0.00	\$ 0.00
PM	LSW-3542728	LSW-BLOWER-PD-S-4	Blower 1C BLR-36013	MONTHLY FILTER BACKWASH BLOWER INSPECTION	ATC	0.25	\$ 24.00	\$ 0.00	\$ 0.00
PM	LSW-3542729	LSW-FILTER-SAND-40	Tertiary Filter 1 FLT-35100	QUARTERLY TERTIARY FILTER INSPECTION	ATC	1	\$ 57.27	\$ 0.00	\$ 0.00

Work Order Type	Work Order #	Asset ID	Asset Name	Reason	Labor Report	Actual Hours	Cost Labor Actual	Cost Part Actual	Cost Contractor Actual
PM	LSW-3542730	LSW-FILTER-SAND-41	Tertiary Filter 2 FLT-35200	QUARTERLY TERTIARY FILTER INSPECTION	ATC	1	\$ 57.27	\$ 0.00	\$ 0.00
PM	LSW-3542731	LSW-FILTER-SAND-42	Tertiary Filter 3 FLT-35300	QUARTERLY TERTIARY FILTER INSPECTION	ATC	1	\$ 57.27	\$ 0.00	\$ 0.00
PM	LSW-3542732	LSW-FILTER-SAND-43	Tertiary Filter 4 FLT-35400	QUARTERLY TERTIARY FILTER INSPECTION	ATC	1	\$ 57.27	\$ 0.00	\$ 0.00
PM	LSW-3542733	LSW-FILTER-SAND-44	Tertiary Filter 5 FLT-35500	QUARTERLY TERTIARY FILTER INSPECTION	ATC	1	\$ 57.27	\$ 0.00	\$ 0.00
PM	LSW-3542734	LSW-FILTER-SAND-45	Tertiary Filter 6 FLT-35600	QUARTERLY TERTIARY FILTER INSPECTION	ATC	1	\$ 57.27	\$ 0.00	\$ 0.00
PM	LSW-3542735	LSW-COMPRESSOR-AIR-252	Shop Building Air Compressor CMP-82011	QUARTERLY SHOP AIR COMPRESSOR INSPECTION	ATC	0.15	\$ 14.40	\$ 0.00	\$ 0.00
PM	LSW-3542736	LSW-VEHICLES-FORKLIFT-26	Caterpillar Forklift Model GP 30k, Type LP	MONTHLY FORK LIFT INSPECTION	ATC	0.25	\$ 24.00	\$ 0.00	\$ 0.00
PM	LSW-3542737	LSW-PT-HYD-SYSTEM-49	UV Influent Gate Valve Hydro Electric Unit North	QUARTERLY ELECTRO-HYDRAULIC INSPECTION	ATC	0.25	\$ 24.00	\$ 0.00	\$ 0.00
PM	LSW-3542738	LSW-PT-HYD-SYSTEM-50	UV Influent Gate Valve Hydro Electric Unit South	QUARTERLY ELECTRO-HYDRAULIC INSPECTION	ATC	0.25	\$ 24.00	\$ 0.00	\$ 0.00
PM	LSW-3542739	LSW-VLV-GT-XXL-15	TSB Electrohydraulic Valve EHS-95000	QUARTERLY ELECTRO-HYDRAULIC INSPECTION	ATC	0.3	\$ 28.80	\$ 0.00	\$ 0.00
PM	LSW-3542740	LSW-ELEC-XFMR-373	Standby Generator 1 Load Bank LB1	QUARTERLY LOAD BANK INSPECTION	ATC	0.2	\$ 19.20	\$ 0.00	\$ 0.00
PM	LSW-3542741	LSW-VEHICLES-MANLIFT-SELFPROPELLED-5	1999 Genie 837 70' Lift Z-45/25 #937	QUARTERLY GENIE MANLIFT INSPECTION	REMOVING FROM SERVICE NOT COMPLIANT	0.01	\$ 0.57	\$ 0.00	\$ 0.00
PM	LSW-3542742	LSW-TANK-SILO-9	Lime Silo	MONTHLY LIME SYSTEM INSPECTION	ATC	0.15	\$ 14.40	\$ 0.00	\$ 0.00
PM	LSW-3542743	LSW-HVAC-AC-W-S-13	Tertiary Monitoring Building AC Unit	QUARTERLY WALL-MOUNT AC UNIT INSPECTION	ATC	0.1	\$ 9.60	\$ 0.00	\$ 0.00
PM	LSW-3542744	LSW-HVAC-AC-W-S-10	MCC-950 Building AC Unit	QUARTERLY WALL-MOUNT AC UNIT INSPECTION	ATC	0.1	\$ 9.60	\$ 0.00	\$ 0.00
PM	LSW-3542745	LSW-HVAC-AC-W-S-21	Centrifuge Control Building AC Unit	QUARTERLY WALL-MOUNT AC UNIT INSPECTION	ATC	0.15	\$ 14.40	\$ 0.00	\$ 0.00
PM	LSW-3542746	LSW-HVAC-AC-W-S-25	Green House Drying System Control Building AC Unit	QUARTERLY WALL-MOUNT AC UNIT INSPECTION	ATC	0.1	\$ 9.60	\$ 0.00	\$ 0.00
PM	LSW-3542747	LSW-HVAC-AC-W-S-23	Lincoln Outfall R-1 AC Unit	QUARTERLY WALL-MOUNT AC UNIT INSPECTION	ATC	0.15	\$ 14.40	\$ 0.00	\$ 0.00
PM	LSW-3542748	LSW-HVAC-AC-W-S-24	Lincoln Outfall R-2 AC Unit	QUARTERLY WALL-MOUNT AC UNIT INSPECTION	ATC	0.15	\$ 14.40	\$ 0.00	\$ 0.00
PM	LSW-3542749	LSW-HVAC-AC-SP-S-6	Shop Building Upstairs Office AC System	QUARTERLY WALL-MOUNT AC UNIT INSPECTION	ATC	0.1	\$ 9.60	\$ 0.00	\$ 0.00
PM	LSW-3542750	LSW-HVAC-AC-W-S-26	MCC Building 930 AC Unit	QUARTERLY WALL-MOUNT AC UNIT INSPECTION	ATC	0.1	\$ 9.60	\$ 0.00	\$ 0.00
PM	LSW-3542751	LSW-HVAC-AC-W-7	Return Monitoring Building AC Unit	QUARTERLY WALL-MOUNT AC UNIT INSPECTION	ATC	0.1	\$ 9.60	\$ 0.00	\$ 0.00
PM	LSW-3542752	LSW-PUMP-TRASH-PORT-L-4	Power Prime Portable Pump - 4 inch	QUARTERLY POWER PRIME INSPECTION	All tasks completed. ran pump for during inspection to ensure pump was in working order and battery was good	1	\$ 57.28	\$ 0.00	\$ 0.00
PM	LSW-3542753	LSW-PUMP-TRASH-PORT-L-5	Power Prime Portable Pump - 8 inch	QUARTERLY POWER PRIME INSPECTION	checked fluids and filters, test ran equipment to ensure its in working order and fully charge battery	1	\$ 57.28	\$ 0.00	\$ 0.00
PM	LSW-3542754	LSW-SCREEN-TRAVELING-2	Headworks Screen 1 SCR-13111	QUARTERLY STEP SCREEN INSPECTION	ATC	0.5	\$ 47.99	\$ 0.00	\$ 0.00
PM	LSW-3542755	LSW-SCREEN-TRAVELING-3	Headworks Screen 3 SCR-13311	QUARTERLY STEP SCREEN INSPECTION	ATC	0.5	\$ 47.99	\$ 0.00	\$ 0.00
PM	LSW-3542756	LSW-STRUCT-BUILDINGS-12	Shop Storage Barn	QUARTERLY STORAGE BARN INSPECTION	ATC	0.25	\$ 14.32	\$ 0.00	\$ 0.00
PM	LSW-3542757	LSW-TANK-CHANNEL-14	UV Channel 1	MONTHLY UV CHANNEL INSPECTION	atc	1	\$ 57.27	\$ 0.00	\$ 0.00
PM	LSW-3542758	LSW-TANK-CHANNEL-15	UV Channel 2	MONTHLY UV CHANNEL INSPECTION	atc	2	\$ 114.54	\$ 0.00	\$ 0.00
PM	LSW-3542759	LSW-TANK-CHANNEL-16	UV Channel 3	MONTHLY UV CHANNEL INSPECTION	atc	2	\$ 114.54	\$ 0.00	\$ 0.00
PM	LSW-3542760	LSW-TANK-CHANNEL-17	UV Channel 4	MONTHLY UV CHANNEL INSPECTION	ATC	3	\$ 171.81	\$ 0.00	\$ 0.00
PM	LSW-3542761	LSW-TANK-CHANNEL-18	UV Channel 5	MONTHLY UV CHANNEL INSPECTION	ATC	3	\$ 171.81	\$ 0.00	\$ 0.00
PM	LSW-3542762	LSW-ELEC-PANEL-CONTROL-21155	UV Control Panel EBE 1AB	QUARTERLY WEDECO CONTROL PANEL FILTER INSPECTION	ATC	0.1	\$ 6.14	\$ 0.00	\$ 0.00
PM	LSW-3542763	LSW-ELEC-PANEL-CONTROL-21357	UV Control Panel EBE 1E	QUARTERLY WEDECO CONTROL PANEL FILTER INSPECTION	ATC	0.1	\$ 6.14	\$ 0.00	\$ 0.00
PM	LSW-3542764	LSW-ELEC-PANEL-CONTROL-21152	UV Control Panel EBE 2AB	QUARTERLY WEDECO CONTROL PANEL FILTER INSPECTION	ATC	0.1	\$ 6.14	\$ 0.00	\$ 0.00
PM	LSW-3542765	LSW-ELEC-PANEL-CONTROL-21256	UV Control Panel EBE 2E	QUARTERLY WEDECO CONTROL PANEL FILTER INSPECTION	ATC	0.1	\$ 6.14	\$ 0.00	\$ 0.00
PM	LSW-3542766	LSW-ELEC-PANEL-CONTROL-21151	UV Control Panel EBE 3AB	QUARTERLY WEDECO CONTROL PANEL FILTER INSPECTION	atc	0.1	\$ 6.14	\$ 0.00	\$ 0.00
PM	LSW-3542767	LSW-ELEC-PANEL-CONTROL-21155	UV Control Panel EBE 3CD	QUARTERLY WEDECO CONTROL PANEL FILTER INSPECTION	ATC	0.1	\$ 6.14	\$ 0.00	\$ 0.00
PM	LSW-3542768	LSW-ELEC-PANEL-CONTROL-2249	UV Control Panel EBE 1CD	QUARTERLY WEDECO CONTROL PANEL FILTER INSPECTION	ATC	0.1	\$ 6.14	\$ 0.00	\$ 0.00
PM	LSW-3542769	LSW-ELEC-PANEL-CONTROL-2248	UV Control Panel EBE 2CD	QUARTERLY WEDECO CONTROL PANEL FILTER INSPECTION	ATC	0.1	\$ 6.14	\$ 0.00	\$ 0.00
PM	LSW-3542770	LSW-ELEC-PANEL-CONTROL-2111515	UV Control Panel EBE 3E	QUARTERLY WEDECO CONTROL PANEL FILTER INSPECTION	ATC	0.1	\$ 5.73	\$ 0.00	\$ 0.00

Work Order Type	Work Order #	Asset ID	Asset Name	Reason	Labor Report	Actual Hours	Cost Labor Actual	Cost Part Actual	Cost Contractor Actual
PM	LSW-3542771	LSW-ELEC-PANEL-CONTROL-21461	UV Control Panel EBE-4AB	QUARTERLY WEDECO CONTROL PANEL FILTER INSPECTION	ATC	0.1	\$ 6.14	\$ 0.00	\$ 0.00
PM	LSW-3542772	LSW-ELEC-PANEL-CONTROL-21451	UV Control Panel EBE-4CD	QUARTERLY WEDECO CONTROL PANEL FILTER INSPECTION	ATC	0.1	\$ 9.60	\$ 0.00	\$ 0.00
PM	LSW-3542773	LSW-ELEC-PANEL-CONTROL-21412	UV Control Panel EBE-4E	QUARTERLY WEDECO CONTROL PANEL FILTER INSPECTION	ATC	0.1	\$ 5.73	\$ 0.00	\$ 0.00
PM	LSW-3542774	LSW-ELEC-PANEL-CONTROL-214511	UV Control Panel EBE-5AB	QUARTERLY WEDECO CONTROL PANEL FILTER INSPECTION	ATC	0.1	\$ 5.73	\$ 0.00	\$ 0.00
PM	LSW-3542775	LSW-ELEC-PANEL-CONTROL-21144	UV Control Panel EBE-5CD	QUARTERLY WEDECO CONTROL PANEL FILTER INSPECTION	ATC	0.1	\$ 5.73	\$ 0.00	\$ 0.00
PM	LSW-3542776	LSW-ELEC-PANEL-CONTROL-2142	UV Control Panel EBE-5E	QUARTERLY WEDECO CONTROL PANEL FILTER INSPECTION	ATC	0.1	\$ 9.60	\$ 0.00	\$ 0.00
PM	LSW-3542777	LSW-PUMP-ROTARY-VANE-1	UV Area Pressure Washer	MONTHLY UV PRESSURE WASHER INSPECTION	ATC	0.5	\$ 28.64	\$ 0.00	\$ 0.00
PM	LSW-3542778	LSW-HVAC-LOUVER-151	Green House Drying Chamber A Ventilation Louvers	QUARTERLY GABLE VENT INSPECTION	ATC	0.15	\$ 8.59	\$ 0.00	\$ 0.00
PM	LSW-3542779	LSW-HVAC-LOUVER-152	Green House Drying Chamber B Ventilation Louvers	QUARTERLY GABLE VENT INSPECTION	ATC	0.15	\$ 8.59	\$ 0.00	\$ 0.00
PM	LSW-3542780	LSW-GRIT-COMPACTOR-4	Screenings Washer 3 WSH-13322	MONTHLY SCREENINGS WASHER INSPECTION	ATC	0.5	\$ 47.99	\$ 0.00	\$ 0.00
PM	LSW-3542781	LSW-VEHICLES FOLDER-4	Kubota Utility Vehicle	MONTHLY KUBOTA INSPECTION	ATC	0.25	\$ 24.00	\$ 0.00	\$ 0.00
PM	LSW-3542782	LSW-INST-FLUME-19	Parshall Flume	MONTHLY PARSHALL FLUME INSPECTION	ATC	0.01	\$ 0.57	\$ 0.00	\$ 0.00
PM	LSW-3542783	LSW-PUMP-TRASH-23	Basin Drain Pump PMP-21411	MONTHLY BASIN DRAIN PUMP INSPECTION	ATC- Offline	0.25	\$ 24.00	\$ 0.00	\$ 0.00
PM	LSW-3542784	LSW-WELL-WET-323	Influent Pump Wet Well 1	MONTHLY INFLUENT PUMP STATION WET WELL INSPECTION	ATC	1	\$ 57.27	\$ 0.00	\$ 0.00
PM	LSW-3542785	LSW-WELL-WET-324	Influent Pump Wet Well 2	MONTHLY INFLUENT PUMP STATION WET WELL INSPECTION	ATC	1	\$ 57.27	\$ 0.00	\$ 0.00
PM	LSW-3542786	LSW-GRIT-COMPACTOR-1	Screenings Washer 1 WSH-13121	MONTHLY SCREENINGS WASHER COMPACTOR INSPECTION	ATC	0.5	\$ 47.99	\$ 0.00	\$ 0.00
PM	LSW-3542787	LSW-PUMP-M-373	ACD Metering Pump PMP-52611	CHEMICAL METERING PUMP MONTHLY INSPECTION	atc	0.3	\$ 17.18	\$ 0.00	\$ 0.00
PM	LSW-3542788	LSW-PUMP-M-374	ACD Metering Pump PMP-52612	CHEMICAL METERING PUMP MONTHLY INSPECTION	ATC	0.1	\$ 5.73	\$ 0.00	\$ 0.00
PM	LSW-3542789	LSW-PUMP-M-375	ACD Metering Pump PMP-52613	CHEMICAL METERING PUMP MONTHLY INSPECTION	atc	1	\$ 57.27	\$ 0.00	\$ 0.00
PM	LSW-3542790	LSW-PUMP-M-378	PAC Metering Pump PMP-52111	CHEMICAL METERING PUMP MONTHLY INSPECTION	atc	1	\$ 57.27	\$ 0.00	\$ 0.00
PM	LSW-3542791	LSW-PUMP-M-379	PAC Metering Pump PMP-52112	CHEMICAL METERING PUMP MONTHLY INSPECTION	ATC	0.1	\$ 5.73	\$ 0.00	\$ 0.00
PM	LSW-3542792	LSW-PUMP-M-380	PAC Metering Pump PMP-52113	CHEMICAL METERING PUMP MONTHLY INSPECTION	ATC	0.1	\$ 5.73	\$ 0.00	\$ 0.00
PM	LSW-3542793	LSW-PUMP-M-387	SHX Metering Pump PMP-52812	CHEMICAL METERING PUMP MONTHLY INSPECTION	ATC	0.1	\$ 5.73	\$ 0.00	\$ 0.00
PM	LSW-3542794	LSW-PUMP-M-388	SHX Metering Pump PMP-52813	CHEMICAL METERING PUMP MONTHLY INSPECTION	atc	0.3	\$ 17.18	\$ 0.00	\$ 0.00
PM	LSW-3542795	LSW-PUMP-M-392	Emulsion Polymer Feed Pump 1 PMP-75111	CHEMICAL METERING PUMP MONTHLY INSPECTION	atc	0.15	\$ 8.59	\$ 0.00	\$ 0.00
PM	LSW-3542796	LSW-PUMP-M-394	Emulsion Polymer Feed Pump 2 PMP-75112	CHEMICAL METERING PUMP MONTHLY INSPECTION	atc	2	\$ 114.54	\$ 0.00	\$ 0.00
PM	LSW-3542797	LSW-PUMP-M-395	Emulsion Polymer Feed Pump 3 PMP-75113	CHEMICAL METERING PUMP MONTHLY INSPECTION	atc	0.35	\$ 20.04	\$ 0.00	\$ 0.00
PM	LSW-3542798	LSW-PUMP-M-367	PIR Metering Pump 1 PMP-75131	CHEMICAL METERING PUMP MONTHLY INSPECTION	atc	0.3	\$ 17.18	\$ 0.00	\$ 0.00
PM	LSW-3542799	LSW-PUMP-M-368	PIR Metering Pump 2 PMP-75132	CHEMICAL METERING PUMP MONTHLY INSPECTION	atc	0.45	\$ 25.77	\$ 0.00	\$ 0.00
PM	LSW-3542800	LSW-PUMP-M-369	PIR Metering Pump 3 PMP-75133	CHEMICAL METERING PUMP MONTHLY INSPECTION	atc	0.5	\$ 28.64	\$ 0.00	\$ 0.00
PM	LSW-3542801	LSW-PUMP-M-370	Polymer Feed Pump 1 PMP-75121	CHEMICAL METERING PUMP MONTHLY INSPECTION	atc	0.3	\$ 17.18	\$ 0.00	\$ 0.00
PM	LSW-3542802	LSW-PUMP-M-393	Polymer Feed Pump 2 PMP-75122	CHEMICAL METERING PUMP MONTHLY INSPECTION	atc	0.3	\$ 17.18	\$ 0.00	\$ 0.00
PM	LSW-3542803	LSW-PUMP-M-3915	Polymer Feed Pump 3 PMP-75123	CHEMICAL METERING PUMP MONTHLY INSPECTION	atc	0.3	\$ 17.18	\$ 0.00	\$ 0.00
PM	LSW-3542816	LSW-Facility	Lincoln Facility	MONTHLY FIRE EXTINGUISHER CHECKLIST	ATC	2	\$ 114.54	\$ 0.00	\$ 0.00
PM	LSW-3542817	LSW-Facility	Lincoln Facility	MONTHLY EMERGENCY LIGHT CHECKLIST	ATC	2	\$ 114.54	\$ 0.00	\$ 0.00
PM	LSW-3542818	LSW-INST-PH-85	DAF Unit 1 Inlet pH Probe S/N 2208441904	MONTHLY DO & pH PROBE INSPECTION	ATC	0.5	\$ 28.64	\$ 0.00	\$ 0.00
PM	LSW-3542819	LSW-INST-PH-86	DAF Unit 2 Effluent pH Probe S/N 2208434509	MONTHLY DO & pH PROBE INSPECTION	DAF2 is offline and has been place in storage solution.	0.1	\$ 5.73	\$ 0.00	\$ 0.00
PM	LSW-3542820	LSW-INST-PH-87	DAF Unit 2 Inlet (at splitter box) pH Probe S/N	MONTHLY DO & pH PROBE INSPECTION	ATC	0.5	\$ 28.64	\$ 0.00	\$ 0.00

Work Order Type	Work Order #	Asset ID	Asset Name	Reason	Labor Report	Actual Hours	Cost Labor Actual	Cost Part Actual	Cost Contractor Actual
			190446497						
PM	LSW-3542821	LSW-INST-PH-90	Filter Feed Pump Wet Well pH Probe S/N 2208441906	MONTHLY DO & pH PROBE INSPECTION	ATC	0.5	\$ 28.64	\$ 0.00	\$ 0.00
PM	LSW-3542822	LSW-INST-PH-89	Filter Feed Pump Wet Well pH Probe Clarifiers S/N 230834213284	MONTHLY DO & pH PROBE INSPECTION	ATC	1	\$ 57.28	\$ 0.00	\$ 0.00
PM	LSW-3542823	LSW-INST-PH-92	Spare pH Probe S/N 230934214076	MONTHLY DO & pH PROBE INSPECTION	In Storage	0.1	\$ 5.73	\$ 0.00	\$ 0.00
PM	LSW-3542824	LSW-INST-PH-93	Spare pH Probe S/N 2107441842	MONTHLY DO & pH PROBE INSPECTION	Turbidity probe is stored in 300/400 building.	0.1	\$ 5.73	\$ 0.00	\$ 0.00
PM	LSW-3542826	LSW-INST-TURBIDITY-60	UV Inlet Hach Turbidity Probe S/N 1183274	MONTHLY UV INLET TURBIDITY METER INSPECTION	ATC	0.5	\$ 28.64	\$ 0.00	\$ 0.00
PM	LSW-3542827	LSW-INST-TURBIDITY-59	UV Inlet YSI Turbidity Probe S/N 20031066	MONTHLY TRANSMITTANCE PROBE INSPECTION	atc	1	\$ 57.27	\$ 0.00	\$ 0.00
PM	LSW-3542828	LSW-INST-TURBIDITY-61	UV Inlet Hach Transmittance Probe S/N 1284157	MONTHLY TRANSMITTANCE PROBE INSPECTION	ATC Completed as requested	0.5	\$ 28.64	\$ 0.00	\$ 0.00
PM	LSW-3542829	LSW-INST-TURBIDITY-62	UV Inlet YSI Transmittance Probe S/N 19481139	MONTHLY TRANSMITTANCE PROBE INSPECTION	atc	1	\$ 57.27	\$ 0.00	\$ 0.00
PM	LSW-3542867	LSW-Facility-Area-1	Area 01 - Headworks and Influent Pump Station	MONTHLY AREA INSPECTION / CLEANING	ATC	1	\$ 57.28	\$ 0.00	\$ 0.00
PM	LSW-3542868	LSW-Facility-Area-2	Area 02 - Chemical / MCC 200 / Generator	MONTHLY AREA INSPECTION / CLEANING	atc	1	\$ 57.27	\$ 0.00	\$ 0.00
PM	LSW-3542869	LSW-Facility-Area-3	Area 03 - Oxidation Ditch 1, 2, 3	MONTHLY AREA INSPECTION / CLEANING	atc	1.25	\$ 71.59	\$ 0.00	\$ 0.00
PM	LSW-3542870	LSW-Facility-Area-4	Area 04 - Filters / Clarifiers	MONTHLY AREA INSPECTION / CLEANING	atc	1	\$ 57.27	\$ 0.00	\$ 0.00
PM	LSW-3542871	LSW-Facility-Area-5	Area 05 - Solids Holding Tank / Centrifuge / Greenhouses	MONTHLY AREA INSPECTION / CLEANING	atc	2	\$ 114.54	\$ 0.00	\$ 0.00
PM	LSW-3542872	LSW-Facility-Area-6	Area 06 - DAF / Mat Pond Pump Station	MONTHLY AREA INSPECTION / CLEANING	atc	1	\$ 57.27	\$ 0.00	\$ 0.00
PM	LSW-3542873	LSW-Facility-Area-7	Area 07 - UV / Plant Water Pump Station	MONTHLY AREA INSPECTION / CLEANING	atc	1	\$ 57.27	\$ 0.00	\$ 0.00
PM	LSW-3542874	LSW-Facility-Area-8	Area 08 - Admin Building / Effluent Pump Station / Reclaim Pump Station	MONTHLY AREA INSPECTION / CLEANING	ATC	1	\$ 57.27	\$ 0.00	\$ 0.00
PM	LSW-3542875	LSW-Facility-Area-9	Area 09 - Off-site Buildings	MONTHLY AREA INSPECTION / CLEANING	ATC	2	\$ 114.54	\$ 0.00	\$ 0.00
PM	LSW-3542876	LSW-STRUCT-BLDGS-CONCRETE-BRICK-590-2	Solids Dewatering Building Centrifuge Room	MONTHLY TOTE / POLMER TANK INSPECTION	atc	0.3	\$ 17.18	\$ 0.00	\$ 0.00
PM	LSW-3545134	LSW-Facility	Lincoln Facility	WEEKLY EYEWASH CHECKSHEET	ATC	1	\$ 57.27	\$ 0.00	\$ 0.00
PM	LSW-3545183	LSW-TANK-POND-97	Maturation Pond 1	Maturation Pond 1 (LSW-TANK-POND-97)	ATC	2	\$ 191.96	\$ 0.00	\$ 0.00
				Use boat and clean sensors on both ultrasonic units and make recommendations for future cleaning frequency.					
PM	LSW-3547915	LSW-Facility	Lincoln Facility	WEEKLY EYEWASH CHECKSHEET	ATC	1	\$ 57.27	\$ 0.00	\$ 0.00
PM	LSW-3552616	LSW-Facility	Lincoln Facility	WEEKLY EYEWASH CHECKSHEET	ATC	1	\$ 57.27	\$ 0.00	\$ 0.00
PM	LSW-3553118	LSW-PT-GEARBOX-755	Secondary Clarifier 1 Gear Reducer	MONTHLY CLARIFIER DRIVE INSPECTION	ATC	0.25	\$ 24.00	\$ 0.00	\$ 0.00
PM	LSW-3553119	LSW-PT-GEARBOX-756	Secondary Clarifier 2 Gear Reducer	MONTHLY CLARIFIER DRIVE INSPECTION	ATC	0.3	\$ 28.80	\$ 0.00	\$ 0.00
PM	LSW-3553120	LSW-PT-GEARBOX-757	Secondary Clarifier 3 Gear Reducer	MONTHLY CLARIFIER DRIVE INSPECTION	ATC	0.3	\$ 28.80	\$ 0.00	\$ 0.00
PM	LSW-3555456	LSW-Facility	Lincoln Facility	WEEKLY EYEWASH CHECKSHEET	ATC	1	\$ 57.27	\$ 0.00	\$ 0.00
PM - 332 Total:						151.9	\$9,916.85	\$200.00	\$0.00
Grand Total (403 Records):						398.1	\$ 27,776.46	\$ 4,227.00	\$ 0.00



## MEMORANDUM

### LINCOLN-SMD1 WASTEWATER AUTHORITY

---

TO: **LISWA BOARD OF DIRECTORS** DATE: **JUNE 13, 2025**  
FROM: **JIM MULLIGAN, GENERAL MANAGER**  
SUBJECT: **STATUS UPDATE AND ANTICIPATED NEXT STEPS - WASTEWATER TREATMENT  
AND RECLAMATION UNIT (WWTRU) PROCESS AND RELATED POLICY UPDATE**

#### **UPDATE**

LiSWA staff appreciates the discussion, input, and direction received from Board members during prior meetings regarding topics and issues of concern involving the Wastewater Treatment and Reclamation Unit ("WWTRU" or "TRU"). We heard the desire for a full set of data to be utilized for the TRU methodology and related policy updates.

LiSWA staff has worked with the TAG (Technical Advisory Group) to facilitate next steps and to hear their perspectives. Much has progressed in the past couple months.

As of now, the County has completed their full analysis and provided the data to the City. The City has done the same for its data. The City developed the new TRU GIS-based tool for compiling this data, and thus needs time to take the County's data and place it in the tool. Once the tool is 100% populated, a TRU-focused TAG meeting will be held to make final revisions to the methodology.

Subject to City, County and LiSWA staff workloads, we anticipate the above tasks for the TRU update to be complete toward the end of this calendar year.

At that point, we anticipate that the TRU methodology and policy can be presented to the Board for consideration and potential approval. We also anticipate that as part of the Board's consideration for the TRU update will be LiSWA taking possession of the TRU GIS tool for ongoing use as well as setting a regular update process (such as quarterly) for LiSWA member agencies to inform LiSWA of changes to its TRU information.

**Renewal Agreement for Professional Services Agreement**  
**between Lincoln-SMD 1 Wastewater Authority and West Yost Associates**

This RENEWAL is made and entered into this \_\_\_ day of \_\_\_\_\_ in the year \_\_\_\_\_, between the **Lincoln-SMD 1 Waste Authority**, hereinafter referred to as (“AUTHORITY”), and **West Yost Associates** (“CONSULTANT”). The AUTHORITY and the CONSULTANT are sometimes referred to herein as a “PARTY” and collectively as the “PARTIES”. This RENEWAL is made with reference to the following facts:

**WHEREAS**, the PARTIES executed a Professional Services Agreement for General Manager, Board Secretary, and support services, effective July 1, 2024 and subject to annual renewal (“Agreement”).

**WHEREAS**, the AUTHORITY desires continued services from CONSULTANT and CONSULTANT desires to continue to provide services to the AUTHORITY.

and

**WHEREAS**, the PARTIES now wish to renew the Agreement and to update the scope of services and annual fee structure as set forth below.

**NOW, THEREFORE**, the PARTIES hereto agree that the above recitals are true and correct, and further as follows:

1. Except as provided herein, the terms used in this RENEWAL shall have the same meaning as the same terms have in the Agreement.
2. The Agreement is here by renewed and subject to the following updates:
  - a. Section 1 (Scope of Services) as reflected in Exhibit A (“Scope of Services”) of the Agreement and provided herein is the same, plus project and/or construction management added by way of this RENEWAL should those services become appropriate, necessary, and desired by the AUTHORITY for CONSULTANT to perform regarding the anticipated improvement project for LiSWA’s wastewater treatment and reclamation facility. This addition is reflected in Exhibit A, Section 1.0, subsection m.
  - b. Section 1 (Scope of Services) as reflected in Exhibit B (“Rate Schedule”) is updated to reflect West Yost’s 2025/2026 Billing Rate Schedule, which is attached hereto as Exhibit B.

- c. Section 3 (Compensation), specifically Section 3.1 is updated to reflect the total compensation for the full performance by CONSULTANT shall not exceed \$837,678.00 for this RENEWAL, such that Section 3.1 now reads:

For the full performance of the Scope of Services, LiSWA shall compensate Consultant on a time-and-materials basis at the compensation rates specified in the Rate Schedule; provided, however, that total compensation for the full performance by Consultant of the Services shall not exceed Eight Hundred Thirty Seven Six Hundred Seventy-Eight Dollars (\$837,678.00) for the one year term of this Agreement, said amount being referred to herein as the “not-to-exceed” amount.

3. Except as provided herein, all other terms and provision of the Agreement shall remain in full force and effect.

IN WITNESS WHEREOF, the PARTIES, through their authorized representatives, have executed this RENEWAL as of the day and year first written above.

**WEST YOST ASSOCIATES**

**LINCOLN-SMD 1 WASTEWATER  
AUTHORITY**

By \_\_\_\_\_

By \_\_\_\_\_

Print Name \_\_\_\_\_

Print Name \_\_\_\_\_

APPROVED AS TO FORM:

\_\_\_\_\_  
Wesley A. Miliband  
General Counsel,  
Lincoln-SMD 1 Wastewater Authority



## **Exhibit A**

### **Scope of Services**

For the purposes of this contract, Jim Mulligan, Principal Engineer II, will serve as the General Manager and Board Secretary, with support provided by assigned West Yost staff, including Kelye McKinney as Authority Engineer, as needed. The general scope of services to be performed under this Agreement are described below.

#### **1.0 General Manager, Board Secretary and Support Services for Lincoln-SMD 1 Wastewater Authority (LiSWA) Services shall include planning, organizing, directing, and overseeing the activities and operations of the LiSWA.**

##### **1.1 Tasks may also include, but are not limited to:**

- a. Contract administration with the wastewater treatment plant operator.
- b. Noticing, scheduling, and conducting Board of Directors meetings in accordance with applicable laws, rules, and regulations.
- c. Preparation of the founding documents for the LiSWA including but not limited to processes, procedures, rules, and regulations.
- d. Direct and approve the paying of LiSWA invoices and issuing of bills for payment.
- e. Issue Requests for Proposals for projects and studies.
- f. Execute California Environmental Quality Act (CEQA) process for developing environmental documents, Federal, State, and local permitting processes for necessary activities of the LiSWA.
- g. Development of wastewater treatment plant improvement project.
- h. Assistance with funding and financing for the wastewater treatment plant improvement project.

- i. Provide expert opinions and technical memorandums in support of the operation of LiSWA.
- j. Provide support and training of new General Manager in the event the Board determines to move forward to replace Jim Mulligan.
- k. Such other tasks and activities in furtherance of the LiSWA's day-to-day operations and implementation of duly adopted policies of the LiSWA Board including the list provided by the General Manager and updated Monthly.
- l. Project manager and/or construction manager for services customary to the industry for large public works projects as anticipated with improvements to and/or expansion of LiSWA's wastewater treatment and reclamation facilities.

## **1.2 Industrial Pretreatment Program**

Services shall include the Scope of Work previously approved by the Board.

## **1.3 WWTRU Policy Update**

Services shall include the Scope of Work previously approved by the Board.

West Yost - LiSWA GM/Administration Contract Estimate FY 25-26					
	Task	Notes	Hrs/Wk	Hrs*	Fee Estimate
1	General Manager	Includes additional 16 hours total for Principal in Charge (PIC), QA/QC and ODCs of \$6,000 for expenses and travel.	15.5	774	\$ 281,658
2	Authority Engineer		12	600	\$ 222,000
3	WWTRF Phase I Project Management	GM (1 hrs/week) and Authority Engineer (1.5 hrs/wk)	2.5	125	\$ 45,500
4	Bill Pay, Invoicing, Financial Reporting		8	400	\$ 59,200
5	Industrial Pretreatment Program		3	150	\$ 49,950
6	As-Needed Support from Other West Yost Technical Staff	Technical review, WWTRU support.	3.2	160	\$ 59,370
			Subtotal		\$ 717,678
7	Groundwater Monitoring Well Network Evaluation Report (NPDES Permit Requirement)	Two Studies at \$60,000 each. The need for the second study is contingent on first study conclusions.	TBD	400	\$ 120,000
			<b>Totals</b>	<b>2,609</b>	<b>\$ 837,678</b>
*All hours are based on a 50 week year to account for time off.					

**Exhibit B**

**Rate Schedule**

## 2025/2026 FY Billing Rate Schedule

(Effective July 1, 2025, through June 30, 2026)\*



POSITIONS	LABOR CHARGES (DOLLARS PER HOUR)
<b>ENGINEERING</b>	
Principal/Vice President	\$392
Engineer/Scientist/Geologist Manager I / II	\$370 / \$387
Principal Engineer/Scientist/Geologist I / II	\$333 / \$355
Senior Engineer/Scientist/Geologist I / II	\$300 / \$315
Associate Engineer/Scientist/Geologist I / II	\$249 / \$268
Engineer/Scientist/Geologist I / II	\$194 / \$226
Engineering Aide	\$117
Field Monitoring Services	\$145
Administrative I / II / III / IV	\$107 / \$133 / \$160 / \$176
<b>ENGINEERING TECHNOLOGY</b>	
Engineering Tech Manager I / II	\$384 / \$387
Principal Tech Specialist I / II	\$353 / \$365
Senior Tech Specialist I / II	\$323 / \$337
Senior GIS Analyst	\$292
GIS Analyst	\$277
Technical Specialist I / II / III / IV	\$206 / \$235 / \$264 / \$294
Technical Analyst I / II	\$148 / \$176
Technical Analyst Intern	\$119
Cross-Connection Control Specialist I / II / III / IV	\$154 / \$167 / \$188 / \$208
CAD Manager	\$233
CAD Designer I / II	\$181 / \$204
<b>CONSTRUCTION MANAGEMENT</b>	
Senior Construction Manager	\$373
Construction Manager I / II / III / IV	\$222 / \$237 / \$251 / \$318
Resident Inspector (Prevailing Wage Groups 4 / 3 / 2 / 1)	\$200 / \$222 / \$247 / \$256
Apprentice Inspector	\$181
CM Administrative I / II	\$96 / \$130
Field Services	\$256

- Hourly rates include charges for technology and communication, such as general and CAD computer software, telephone calls, routine in-house copies/prints, postage, miscellaneous supplies, and other incidental project expenses.
- Outside services, such as vendor reproductions, prints, and shipping; major West Yost reproduction efforts; as well as engineering supplies, etc., will be billed at the actual cost plus 15%.
- The Federal Mileage Rate will be used for mileage charges and will be based on the Federal Mileage Rate applicable to when the mileage costs were incurred. Travel other than mileage will be billed at cost.
- Subconsultants will be billed at actual cost plus 10%.
- Expert witness services, research, technical review, analysis, preparation, and meetings will be billed at 150% of standard hourly rates. Expert witness testimony and depositions will be billed at 200% of standard hourly rates.
- A finance charge of 1.5% per month (an annual rate of 18%) on the unpaid balance will be added to invoice amounts if not paid within 45 days from the date of the invoice.

## 2025/2026 FY Billing Rate Schedule

(Effective July 1, 2025, through June 30, 2026)\*



### Equipment Charges

EQUIPMENT	BILLING RATES
2" Purge Pump & Control Box	\$300 / day
Aquacalc / Pygmy or AA Flow Meter	\$28 / day
Emergency SCADA System	\$35 / day
Field Vehicles (Groundwater)	\$1 / mile
Gas Detector	\$80 / day
Generator	\$60 / day
Hydrant Pressure Gauge	\$10 / day
Hydrant Pressure Recorder, Impulse (Transient)	\$55 / day
Hydrant Pressure Recorder, Standard	\$40 / day
Low Flow Pump Back Pack	\$135 / day
Low Flow Pump Controller	\$200 / day
Powers Water Level Meter	\$32 / day
Precision Water Level Meter 300ft	\$30 / day
Precision Water Level Meter 500ft	\$40 / day
Precision Water Level Meter 700ft	\$45 / day
QED Sample Pro Bladder Pump	\$65 / day
Skydio 2+ Drone (2 hour minimum)	\$100 / hour
Storage Tank	\$20 / day
Sump Pump	\$24 / day
Transducer Communications Cable	\$10 / day
Transducer Components (per installation)	\$23 / day
Trimble GPS – Geo 7x	\$220 / day
Tube Length Counter	\$22 / day
Turbidity Meter	\$30 / day
Turbidity Meter (2100Q Portable)	\$35 / day
Vehicle (Construction Management)	\$10 / hour
Water Flow Probe Meter	\$20 / day
Water Quality Meter	\$50 / day
Water Quality Multimeter	\$185 / day
Well Sounder	\$30 / day



## MEMORANDUM

### LINCOLN-SMD1 WASTEWATER AUTHORITY

---

TO: **LISWA BOARD OF DIRECTORS** DATE: **JUNE 13, 2025**  
FROM: **JIM MULLIGAN, GENERAL MANAGER**  
SUBJECT: **FISCAL YEAR 2025-2026 LISWA BUDGET APPROVAL AND AUTHORIZATION**

#### **RECOMMENDED ACTION**

Approve the final LiSWA Fiscal Year 2025-2026 budget.

#### **BACKGROUND**

The first draft of the FY 25-26 LiSWA budget (Version 1) was presented at the April 2025 Board meeting. The Board requested that a comparison to past years be created. In response, GM staff developed a Version 2 draft budget file with three integrated tabs: 1. Budget & Out Years; 2. Budget Comparison No Out Years; and 3. CIPs (capital improvement projects). Because the May 2025 Board meeting was cancelled due to a lack of a quorum, this revised Version 2 draft budget package was transmitted to the Board via email in May for review. GM staff received and answered questions from Board members regarding Version 2 in late May by following Brown Act requirements.

The attached FY 25-26 budget represents the final LiSWA budget for FY 25-26. Minor changes to Version 2 based on Director comments and conversations have been incorporated into this final version.

Total Expenditures proposed for FY 25-26 have increased 16% overall against the Final Budget from FY 24-25. The increase is primarily due to the increase in the rehabilitation and replacement of infrastructure required at the 20-year-old Wastewater Treatment and Reclamation Facility (WWTRF).

Total Revenues proposed for FY 25-26 have increased 26% overall against the Final Budget from FY 24-25. This increase is due to the addition of the line item for "SANITATION SERVICES OTHERS (Connection Fees from Member Agencies)" that was not a line item in past budgets, and the annual, approved increase on the "Operations Charge per WWTRU" and the "Capital/Debt Charge per WWTRU."

#### **ATTACHMENTS**

LiSWA FY 25-26 Final Budget

LISWA FY 2025-2026 FINAL BUDGET								
GL ACCT	SPEND CATEGORIES	ITEM NOTES	Draft Budget FYE 2026	Projected FYE 2027	Projected FYE 2028	Projected FYE 2029	Projected FYE 2030	Projected FYE 2031
OPERATIONS & MAINTENANCE								
52040	COMMUNICATION	Web Hosting (LiSWA takes over); Cell phones related to SCADA system	10,000	10,300	10,609	10,927	11,255	11,593
52080	INSURANCE	California Sanitation Risk Management Authotrity (CSRMA) (Property & Cyber)	250,000	257,500	265,225	273,182	281,377	289,819
52160	FLEET MAINTENANCE	Large Repairs and Emergency Fuel	30,000	30,900	31,827	32,782	33,765	34,778
52360	CONSULTANT SERVICES	General Manager, West Yost	281,658	290,108	298,811	307,775	317,009	326,519
52360	CONSULTANT SERVICES	Authority Engineer, West Yost	222,000	228,660	235,520	242,585	249,863	257,359
52360	CONSULTANT SERVICES	WWTRF Phase I Project Management , West Yost	45,500	46,865	48,271	49,719	51,211	52,747
52360	CONSULTANT SERVICES	Bill Pay, Invoicing, Financial Reporting, West Yost	60,000	61,800	63,654	65,564	67,531	69,556
52360	CONSULTANT SERVICES	Industrial Pretreatment Program, West Yost	49,950	51,449	52,992	54,582	56,219	57,906
52360	CONSULTANT SERVICES	Technical Support from West Yost Staff, West Yost	59,880	61,676	63,527	65,432	67,395	69,417
52360	CONSULTANT SERVICES	Groundwater Monitoring Well Network Evaluation Report (NPDES Permit Requirement), West Yost	120,000	-	-	-	-	-
52360	CONSULTANT SERVICES	Technical Support for Permit Renewal, West Yost (Report of Waste Discharge due May 2028 so work starts May 2027)	-	100,000	50,000	-	-	-
52360	CONSULTANT SERVICES	Financial Support Services, Proforma to Support Project Financing. Consultant TBD	100,000	-	-	-	-	-
52360	CONSULTANT SERVICES	WWTRF Master Plan and 20 year CIP, West Yost or Consultant TBD	200,000	800,000	600,000	-	-	-
52360	CONSULTANT SERVICES	Municipal Financial Advisor - Del Rio	10,000	10,300	10,609	10,927	11,255	11,593
52390	ACCOUNTING SVCS	Placer County, Treasurer/Controller/ Auditor	150,000	154,500	159,135	163,909	168,826	173,891
52370	LEGAL FEES	LiSWA General Counsel, Milliband Water Law	150,000	154,500	159,135	163,909	168,826	173,891
52380	WATER AND SEWAGE SPECIAL DISTRICTS	Jacobs 11 Months Base Fee = \$2,418,795	-					
52380	WATER AND SEWAGE SPECIAL DISTRICTS	Jacobs 12 Months Base Fee	2,581,418	2,658,861	2,738,626	2,820,785	2,905,409	2,992,571
52160	EQUIPMENT MAINTENANCE & REPAIR	Repair and Maintenance Rebate Account	141,260	145,498	149,863	154,359	158,989	163,759
52810	WATER SUPPLY, SEWAGE TREATMENT & RELATED SUPPLIES	Solids Handling Rebate Account	968,024	997,065	1,026,977	1,057,786	1,089,520	1,122,205
52020	CHEMICALS	Chemical Rebate Account	558,249	574,996	592,246	610,014	628,314	647,164
52360	CONSULTANT SERVICES	Discounted Engineering per Jacobs Contract	100,000	100,000	100,000	100,000	100,000	100,000
52400	IT SERVICES, City of Lincoln	IT and PW Services: Board Mtgs. Sweeping, Vac Truck, Emergency Flagging,	150,000	154,500	159,135	163,909	168,826	173,891
52450	SHORT TERM REAL PROPERTY RENTAL OR LEASE	Western Placer Waste Management Authority for Pivots Property Rental	64,000	65,920	67,898	69,935	72,033	74,194
52510	COMMISSIONER'S FEES	Board Stipend budget forup to two mtgs per month, if authorized by the Board	9,600	9,600	9,600	9,600	9,600	9,600
52570	MARKETING SERVICES	Public Relations & Outreach	7,500	7,500	7,500	7,500	7,500	7,500
52800	UTILITIES	PG&E	1,600,000	1,648,000	1,697,440	1,748,363	1,800,814	1,854,839
52800	UTILITIES	City of Lincoln - Water	64,000	65,920	67,898	69,935	72,033	74,194
52800	UTILITIES	City of Lincoln - Sewer	1,200	1,236	1,273	1,311	1,351	1,391
52800	UTILITIES	Total Energies	535,000	551,050	567,582	584,609	602,147	620,212
52800	UTILITIES	City of Lincoln - Solid Waste	12,000	12,360	12,731	13,113	13,506	13,911
52800	UTILITIES	Sonitrol, Physical Plant Security System Monitoring and Service Calls	25,000	25,750	26,523	27,318	28,138	28,982
52240	MEMBERSHIP/REGISTRATION/ASSOCIATION/WARRANTIES	Underground Service Alert (USA)	300	309	318	328	338	348
52240	MEMBERSHIP/REGISTRATION/ASSOCIATION/WARRANTIES	Cyber security/VPN	10,500	10,815	11,139	11,474	11,818	12,172
53190	TAXES & ASSESSMENTS	Permit Fee to RWQCB	90,000	92,700	95,481	98,345	101,296	104,335
TOTAL OPERATIONS & MAINTENANCE EXPENDITURES			\$ 8,657,039	9,380,637	9,381,543	8,989,977	9,256,163	9,530,335
TOTAL CAPITAL PROJECTS/REPAIRS (See separate CIP Table for Details)			\$ 2,507,816	\$ 2,130,000	\$ 3,430,000	\$ 2,675,000	\$ 1,000,000	\$ 3,000,000
DEBT EXPENDITURES								
59000	BORROWING	Estimated Annual Payments for Borrowing Phase I Improvement Project	2,500,000	2,500,000	2,500,000	2,500,000	2,500,000	2,500,000
20690	OTHER LONG TERM LIABILITES	PGE Loan Debt Service	205,200	205,200	205,200	205,200	205,200	205,200
TOTAL DEBT EXPENDITURES			\$ 2,705,200	\$ 2,705,200	\$ 2,705,200	\$ 2,705,200	\$ 2,705,200	\$ 2,705,200
TOTAL EXPENDITURES			\$ 13,870,055	\$ 14,215,837	\$ 15,516,743	\$ 14,370,177	\$ 12,961,363	\$ 15,235,535
ESTIMATED REVENUES								
46230	SANITATION SERVICES (Operations Revenue from Member Agencies)		9,682,614	10,169,096	10,359,932	10,550,768	10,741,604	10,919,654
46240	SANITATION SERVICES OTHERS (Capital/Debt Revenue from Member Agencies)		4,576,882	4,805,047	4,895,220	4,985,392	5,075,565	5,165,738
46240	SANITATION SERVICES OTHERS (Connection Fees from Member Agencies)		2,500,000	2,500,000	2,500,000	2,500,000	2,500,000	2,500,000
48030	OTHER SALES (Reclaimed Water Charges)		30,000	30,900	31,827	32,782	33,765	34,778
42030	SHORT TERM RENTALS		69,090	71,163	73,298	75,497	77,761	80,094
46360	GENERAL REIMBURSEMENTS (for County's 50% Share of Caustic Chemical)		35,000	36,050	37,132	38,245	39,393	40,575
TOTAL REVENUES			\$ 16,893,586	\$ 17,612,256	\$ 17,897,408	\$ 18,182,684	\$ 18,468,089	\$ 18,740,839
Projected Total Revenues Less Total Expenditures			\$ 3,023,531	\$ 3,396,419	\$ 2,380,665	\$ 3,812,508	\$ 5,506,726	\$ 3,505,304
Projected Capital/Debt Revenue Less Total Capital Projects/Repairs and Total Debt Expenditures			\$ (636,134)	\$ (30,153)	\$ (1,239,980)	\$ (394,808)	\$ 1,370,365	\$ (539,462)
Projected Operations Revenue Less Operational Expenditures			1,025,575	788,459	978,389	1,560,792	1,485,442	1,389,319

WWTRU Item	FYE 2026	FYE 2027	FYE 2028	FYE 2029	FYE 2030	FYE 2031
WWTRU Count (Estimated WWTRU Growth City and County)		633	620	620	620	620
WWTRU Estimate (County + City)	32,405	33,038	33,658	34,278	34,898	35,518
Operations Charge per WWTRU	\$ 24.90	\$ 25.65	\$ 25.65	\$ 25.65	\$ 25.65	\$ 25.62
Capital/Debt Charge per WWTRU	\$ 11.77	\$ 12.12	\$ 12.12	\$ 12.12	\$ 12.12	\$ 12.12



LISWA FY 2025-2026 FINAL BUDGET								
GL ACCT	SPEND CATEGORIES	ITEM NOTES	Actuals	Final Budget	Projected Actuals	Draft Budget	Difference FYE 2026 Draft Budget and FYE 2025 Final Budget	Percent Change
			FYE 2024	FYE 2025	FYE 2025	FYE 2026		
OPERATIONS & MAINTENANCE								
52040	COMMUNICATION	Web Hosting (LISWA takes over), Cell phones related to SCADA system	90	2,000	4,100	10,000	8,000	400%
52080	INSURANCE	California Sanitation Risk Management Authotrity (CSRMA) (Property & Cyber)	97,112	250,000	224,813	250,000	-	0%
52160	FLEET MAINTENANCE	Large Repairs and Emergency Fuel	-	20,000	6,777	30,000	10,000	50%
52170	FUEL & OIL	This was prior to the Jacobs contract.	-	-	-	-	-	
52360	CONSULTANT SERVICES	General Manager, West Yost	464,538	253,500	220,000	281,658	28,158	11%
52360	CONSULTANT SERVICES	Authority Engineer, West Yost		227,800	190,000	222,000	(5,800)	-3%
52360	CONSULTANT SERVICES	WWTRF Phase I Project Management , West Yost		59,040	25,000	45,500	(13,540)	-23%
52360	CONSULTANT SERVICES	Bill Pay, Invoicing, Financial Reporting, West Yost		89,600	59,000	60,000	(29,600)	-33%
52360	CONSULTANT SERVICES	Industrial Pretreatment Program, West Yost		59,500	40,000	49,950	(9,550)	-16%
52360	CONSULTANT SERVICES	Technical Support from West Yost Staff, West Yost		33,000	10,000	59,880	26,880	81%
52360	CONSULTANT SERVICES	Operations Contract Support, West Yost		27,040	20,000	-	(27,040)	-100%
52360	CONSULTANT SERVICES	WWTRU Update, West Yost		15,000	1,100	-	(15,000)	-100%
52360	CONSULTANT SERVICES	Groundwater Monitoring Well Network Evaluation Report , West Yost	-	-	-	120,000	120,000	NA
52360	CONSULTANT SERVICES	Legal Services, Only included in 23/24 budget	257,104	-	-	-	-	NA
52360	CONSULTANT SERVICES	Financial Support Services, Proforma to Support Project Financing.	-	-	-	100,000	100,000	NA
52360	CONSULTANT SERVICES	WWTRF Master Plan and 20 year CIP, West Yost or Consultant TBD	-	-	-	200,000	200,000	NA
52360	CONSULTANT SERVICES	Municipal Financial Advisor - Del Rio	-	10,000	1,050	10,000	-	0%
52390	ACCOUNTING SVCS	Placer County, Treasurer/Controller/ Auditor	32,550	100,000	69,930	150,000	50,000	50%
52370	LEGAL FEES	LISWA General Counsel, Milliband Water Law	29,967	100,000	77,000	150,000	50,000	50%
52380	WATER AND SEWAGE SPECIAL DISTRICTS	Stantec	6,314,403	716,500	652,966	-	(716,500)	-100%
52380	WATER AND SEWAGE SPECIAL DISTRICTS	Jacobs 11 Months Base Fee = \$2,418,795	-	2,217,229	-	-	NA	-100%
52380	WATER AND SEWAGE SPECIAL DISTRICTS	Jacobs 12 Months Base Fee	-	-	2,520,924	2,581,418	364,189	16%
52380	WATER AND SEWAGE SPECIAL DISTRICTS	Startup Fee One Time	-	331,304	-	-	(331,304)	-100%
52160	EQUIPMENT MAINTENANCE & REPAIR	Repair and Maintenance Rebate Account	51	44,068	172,000	141,260	97,192	221%
52810	WATER SUPPLY, SEWAGE TREATMENT & RELATED SUPPLIES	Solids Handling Rebate Account	-	916,285	800,000	968,024	51,739	6%
52020	CHEMICALS	Chemical Rebate Account	1,857	500,000	425,000	558,249	58,249	12%
52360	CONSULTANT SERVICES	Discounted Engineering per Jacobs Contract	-	100,000	41,000	100,000	-	0%
52400	IT SERVICES, City of Lincoln	IT and PW Services: Board Mtgs. Sweeping, Vac Truck, Emergency Flagging,	123,595	100,000	140,000	150,000	50,000	50%
52450	SHORT TERM REAL PROPOERTY RENTAL OR LEASE	Western Placer Waste Management Authority for Pivots Property Rental	61,591	64,000	62,000	64,000	-	0%
52510	COMMISSIONER'S FEES	Board Stipend budget forup to two mtgs per month, if authorized by the Board	-	9,600	-	9,600	-	0%
52570	MARKETING SERVICES	Public Relations & Outreach	-	7,500	-	7,500	-	0%
52800	UTILITIES	PG&E	657,961	1,320,000	1,125,000	1,600,000	280,000	21%
52800	UTILITIES	City of Lincoln - Water	38,959	38,000	47,000	64,000	26,000	68%
52800	UTILITIES	City of Lincoln - Sewer	1,394	1,200	1,100	1,200	-	0%
52800	UTILITIES	Total Energies	456,771	480,000	520,000	535,000	55,000	11%
52800	UTILITIES	City of Lincoln - Solid Waste	5,337	12,000	12,200	12,000	-	0%
52800	UTILITIES	Sonitrol, Physical Plant Security System Monitoring and Service Calls	13,787	20,000	18,000	25,000	5,000	25%
52800	UTILITIES	Misc City of Lincoln Reimbursements	363,922	-	-	-	-	NA
52240	MEMBERSHIP/REGISTRATION/ASSOCIATION/WARRANTIES	Underground Service Alert (USA)	600	300	300	300	-	0%
52240	MEMBERSHIP/REGISTRATION/ASSOCIATION/WARRANTIES	Cyber security/VPN	-	10,500	-	10,500	-	0%
52240	MEMBERSHIP/REGISTRATION/ASSOCIATION/WARRANTIES	For potential future memberships	-	1,000	-	-	(1,000)	-100%
53190	TAXES & ASSESSMENTS	Permit Fee to RWQCB, CA Air Resources Board, State Water Board	61,689	90,000	60,000	90,000	-	0%
TOTAL OPERATIONS & MAINTENANCE EXPENDITURES			8,983,276	8,225,966	7,546,260	8,657,039	431,073	5%
TOTAL CAPITAL PROJECTS/REPAIRS (See separate CIP Table for Details)			654,306	1,040,911	627,743	2,507,816	1,466,905	141%
DEBT EXPENDITURES								
59000	Borrowing	Estimated Annual Payments for Borrowing Phase I Improvement Project	-	2,500,000	-	2,500,000	-	0%
20690	PGE Loan Debt Service	PGE Loan Debt Service	204,804	205,200	204,804	205,200	-	0%
TOTAL DEBT EXPENDITURES			204,804	2,705,200	204,804	2,705,200	-	0%
TOTAL EXPENDITURES			\$ 9,842,386	\$ 11,972,077	\$ 8,378,806	\$ 13,870,055	\$ 1,897,978	16%
ESTIMATED REVENUES								
46230	SANITATION SERVICES (Operations Revenue from Member Agencies)		8,789,276	9,052,992	9,055,164	9,682,614	629,622	7%
46240	SANITATION SERVICES OTHERS (Capital/Debt Revenue from Member Agencies)		4,153,092	4,275,648	4,276,674	4,576,882	301,234	7%
46240	SANITATION SERVICES OTHERS (Connection Fees from Member Agencies)		3,175,652	-	2,666,085	2,500,000	2,500,000	NA
48030	OTHER SALES (Reclaimed Water Charges)		33,104	30,000	20,000	30,000	-	0%
42030	SHORT TERM RENTALS		69,090	69,090	69,090	69,090	-	0%
46360	GENERAL REIMBURSEMENTS (for County's 50% Share of Caustic Chemical)		-	-	40,000	35,000	35,000	NA
TOTAL REVENUES			\$ 16,220,214.06	\$ 13,427,730	\$ 16,127,014	\$ 16,893,586	\$ 3,465,856	26%
Projected Total Revenues Less Total Expenditures			\$ 6,377,828	\$ 1,455,653	\$ 7,748,207.71	\$ 3,023,531		
Projected Capital/Debt Revenue Less Total Capital Projects/Repairs and Total Debt Expenditures			\$ 3,293,983	\$ 529,537	\$ 3,444,127.80	\$ (636,134)		
Projected Operations Revenue Less Operational Expenditures			(194,000)	827,026	\$ 1,508,904.47	\$ 1,025,575		

WWTRU Item		FYE 2025	2025 Actuals	FYE 2026
WWTRU Estimate (County + City)		31,200	31207	32,405
Operations Charge per WWTRU		\$ 24.18	\$ 24.18	\$ 24.90
Capital/Debt Charge per WWTRU		\$ 11.42	\$ 11.42	\$ 11.77

LISWA FY 2025-2026 FINAL CAPITAL IMPROVEMENT PROJECT BUDGET													
GL ACCT	Project	Vendor	ITEM	NOTES	Actuals	Final Budget	Projected Actuals	Draft Budget	Projected	Projected	Projected	Projected	Projected
					2023-24	2024-25	2024-25	2025-26	2026-27	2027-28	2028-29	2029-30	2031-32
52160	PJ02637	Tesco	Total CIP (FYE 2024 was listed as a single line item )	Network Upgrades & Cybersecurity Hardening	287,500								
52160	PJ02491	Stantec	WWTRF Phase 1 Expansion Project Design		366,806		200,000	475,000	380,000	380,000			
52160	PJ02491	TBD	WWTRF Phase 1 Expansion Project Construction Management						750,000	2,050,000	1,675,000		
52160	TBD	TBD	WWTRF Phase 2 Expansion Project Design										2,000,000
52160	PJ02641	Sonitrol	Panel Interface Module and Wireless Gate Kit				3,496						
52160	PJ02641	IES	AC unit replacements in MCC 200, 480, 500	FY 24-25 Carry Over		84,823	33,929	51,000	1,000,000	1,000,000	1,000,000	1,000,000	1,000,000
52160	PJ02641	TBD	Caustic Feed pump			8,000	-	8,000					
52160	PJ02641	TBD	Clarifier Splitter gates (3)			70,000	-	70,000					
52160	PJ02641	Hach	Hach turbidimeters and controllers for filters			36,000	33,592	-					
52360	PJ02642	TBD	LiSWA Sewer Pipeline condition assesment			300,000	-	300,000					
52160	PJ02641	GEA	Centrifuge #1 Major Service			98,000	-	98,000					
52160	PJ02641	DXP Turbo	Filter Feed Pump #2			170,437	170,437	-					
52160	PJ02641	TBD	Influent Pump 2B rebuild			13,216	-	13,216					
52160	PJ02641	Core & Main	Plug valves			14,658	14,658	-					
52160	PJ02641	Xylem	UV service contract - Xylem			40,000	39,996						
52160	PJ02641	Xylem	Lamps and fans - Xylem	FY 24-25 Mid Year Additions		-	31,924						
52160	PJ02641	Landia	Oxidation ditch wall pump			5,700	6,262						
52160	PJ02641	TBD	Secuity system upgrades (cameras)			111,281	-	100,000					
52160	PJ02641	MiMotion	SHT Mixer Gear box			12,000	12,000	-					
52160	PJ02641	Central Valley Gates	Main access gate security upgrade			9,685	9,685						
52160	PJ02641	Central Valley Gates	Secondary access gate security upgrade			7,385	7,385						
52160	PJ02641	Tiger Tanks	Tank rehabilitation			47,200	52,122						
52160	PJ02641	Western States Fire	Repair backflow device on potable water system			12,526	12,256	-					
52160	PJ02641	TBD	Yard Truck	Original Yard Truck is a worn out, used dump truck conversion that doesn't meet air pollution standards and frequently breaks down.				175,000					
52160	PJ02641	TBD	Boom Truck	Original 1996 boom lift does not meet OSHA or Jacobs standards and is due for replacement.				225,000					
52160	PJ02641	TBD	Power Monitors for MSG, ATS and MCC700	Solar installation removed access to the PG&E power monitor. New power monitors will provide data on both solar and PG&E consumption. An additional power monitor will be purchased for Dewatering (MCC700) which is a large power consuming system.				40,000					
52160	PJ02641	TBD	3 Wilo Wall Pumps	Replaces original Landia wall pumps on ditch 1 and provides a spare that can be used on any ditch. Wilo wall pumps have proven to be more reliable.				50,000					
52160	PJ02641	TBD	Centrifuge #3 pumping system parts	Parts on the pumping system for centrifuge #3 have reached useful life				12,600					
52160	PJ02641	TBD	V-Ditch Repairs	This is to repair failing concrete in the storm water system in a few locations.				40,000					
52160	PJ02641	TBD	TSB2 Liner Repairs	Liner was not installed correctly during original TSB2 construction. The north side of TSB2 needs errosion repair and additional liner to utilize full capacity.				30,000					
52160	PJ02641	TBD	Filter Feed Flow meter spare	Provides for a spare Filter Feed Flow Meter. This is a critcal piece of equipment. Current meter is 6 years old.				15,000					
52160	PJ02641	TBD	Office Remodel Plans	Redesigns unused lab space, adds conference room and computer work spaces for staff.				50,000					
52160	PJ02641	TBD	SCADA System Upgrades and Ops Bldg. HVAC replacement	Replace original HVAC system and address SCADA issues.				450,000					
52160	PJ02641	TBD	Clarifier slide gate replacements	Deferred from FY24/25. Replaces 3 aluminum slide gates with stainless steel gates that last. Clarifier #3 gate does not fully close.				75,000					
52160	PJ02641	TBD	Caustic Feed Pump	We only have one caustic pump. This adds a second pump for redundancy.				9,000					
52160	PJ02641	TBD	Gas Boy Desiel Fill Device	Original fill device for plant equipment is worn out and leaking.				11,000					
52160	PJ02641	TBD	Centrifuge #3 major service	Centrifuge #3 is due for a major service based on run hours. Maintains reliability and helps prevents catastrophic failure.				110,000					
52160	PJ02641	TBD	6- Ultrasonic Algae Inhibitors	Pending Maturation Pond Study results. 2- algae inhibitor systems for each maturation pond and 1 for each tertiary storage basin. To reduce costs related to algae processing.				100,000					
TOTAL CAPITAL PROJECTS/REPAIRS					654,306	\$ 1,040,911	\$ 627,743	\$ 2,507,816	\$ 2,130,000	\$ 3,430,000	\$ 2,675,000	\$ 1,000,000	\$ 3,000,000